



PROLUNGHE METALLO DURO

SINERGYA



Emmepi Utensileria s.r.l.
SEDE LEGALE
+39 0445 576210
Via Lago di Albano, 5 - 36015 Schio (VI)



Cuma
DIVISIONE PRODUZIONE
+39 049 870 0810
Viale della Regione Veneto, 22, 35127 Padova (PD)

utensileria.it
ordini@utensileria.it

SINERGYA

**Prolunghe in Metallo Duro
Antivibranti per Lavorazioni
ad Alta Velocità.**

*High Speed Cutting Bar Fine
Boring System*

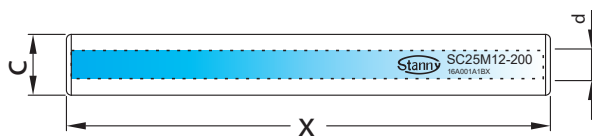


PAV/03-2026



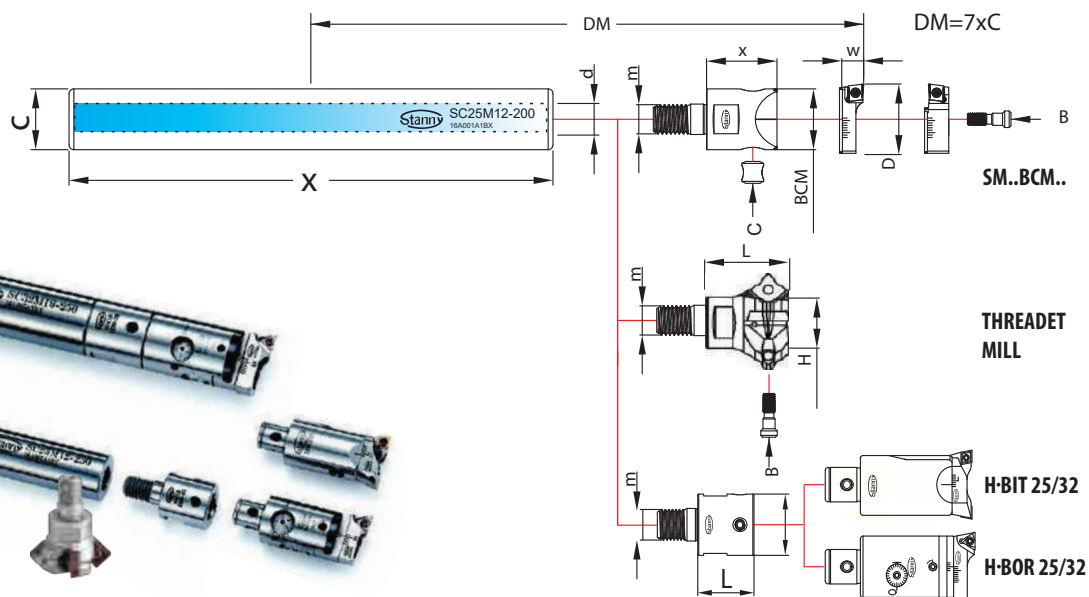
SC

Prolunghe HM con Attacco Filettato



Steli Carbide Shank

Order No.	Model	C	X	d	M	N.W
45071007	SC10M5-75	10	75	5.5	M5	0.07
45071010	SC10M5-100		100			0.10
45071015	SC10M5-150		150			0.15
45071207	SC12M6-75	12	75	6.5	M6	0.11
45071210	SC12M6-100		100			0.14
45071215	SC12M6-150		150			0.22
45071410	SC14M8-100	14	100	8.5	M8	0.19
45071415	SC14M8-150		150			0.30
45071420	SC14M8-200		200			0.41
45071610	SC16M8-100	16	100	8.5	M8	0.26
45071615	SC16M8-150		150			0.38
45071620	SC16M8-200		200			0.52
45072015	SC20M10-150	20	150	10.5	M10	0.59
45072020	SC20M10-200		200			0.80
45072025	SC20M10-250		250			1.01
45072515	SC25M12-150	25	150	12.5	M12	0.93
45072520	SC25M12-200		200			1.26
45072525	SC25M12-250		250			1.58
45072530	SC25M12-300		300			1.91
45073215	SC32M16-150	32	150	17,0	M16	1.50
45073220	SC32M16-200		200			2.05
45073225	SC32M16-250		250			2.59
45073230	SC32M16-300		300			3.15



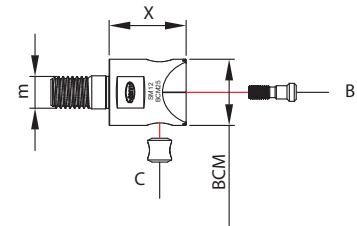
Adattatore (per H.BIT & H.BOR) Adapter (for H.BIT & H.BOR)

Order No.	Model	H	m	L	Carbide Shank	N.W.
45081225	SM12H25-25	25	M12	25	SC25M12	0.09
45081632	SM16H32-32	32	M16	32	SC32M16	0.18



SM

Testine Porta Seggi Filettate per MR-MK



Attacco Porta Seggi MR/MK
Shank for Cutting Insert Holder MR/MK

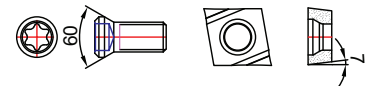
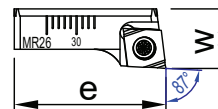
Order No.	Model	m	X	Insert Holder	C-NUT	B-Bolt	Wrench	N.W.
45090510	SM5BCM10	M5	19	MR/MK 11	NUT 6	SLCS-M3	T8	0.011
45090612	SM6BCM12	M6	22	MR/MK 13	NUT 7	SLCS-M4	T15	0.019
45090814	SM8BCM14	M8	23	MR/MK 15,16				0.028
45090816	SM8BCM16		26	MR/MK 17, 20 23, 26, 29	NUT 9	SLCS-M5	T25	0.039
45091020	SM10BCM20	M10	27					0.063
45091225	SM12BCM25	M12	29					0.105

MR-MK

Seggi per Barenatura ad Alta Velocità



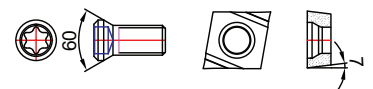
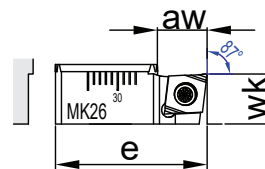
MR Seggio Porta Inserto
MR Cutting Insert Holder



Order No.	Model	Boring Range øDMin-øDMax	W	e	BCM	BRM/BJM	Insert	Bolt	Wrench	N.W.
50061114	MR11	11-14	6	10.6	1010	1610	CCGT0301..L	SB-1630TR-M1.6	T6	0.002
50061317	MR13	13-17	7	12.6	1212	1612	CCGT0401..L	SB-2040TR-M2		0.003
50061522	MR15	15-22		14.4	1414	1614			CCGT0602..FL	SB-2545TR-M2.5 (TS25-M2.5)
50061623	MR16	16-23	15.4	1615	1615	0.006				
50061723	MR17	17-23	16.6	1616	1616	0.008				
50062026	MR20	20-30	19.4	2019	1619	0.010				
50062329	MR23	23-33	22.4	2020	1620	0.013				
50062632	MR26	26-40	25.4	2524	1624					
50062943	MR29	29-43	28.4	2525	1625					




MK Seggio Porta Inseto Rovesciato
MK Reverse Cutting Insert Holder



Order No.	Model	Boring Range øDMin-øDMax	aw	wk	e	BCM	BRM/BJM	Insert	Bolt	Wrench	N.W.
50051114	MK11	11-14	2.5	6	10.6	1010	1610	CCGT0301..R	SB-1630TR-M1.6	T6	0.002
50051317	MK13	13-17	2.8	7	12.6	1212	1612	CCGT0401..R	SB-2040TR-M2		0.003
50051522	MK15	15-22	4.4		14.4	1414	1614			CCGT0602..FR	SB-2545TR-M2.5 (TS25-M2.5)
50051623	MK16	16-23	4.5	15.4	1615	1615	0.005				
50051723	MK17	17-23	4	16.6	1616	1616	0.005				
50052026	MK20	20-30	5.4	19.4	2019	1619	0.007				
50052329	MK23	23-33	6.6	22.4	2020	1620	0.009				
50052632	MK26	26-40	8.1	25.4	2524	1624	0.011				
50052943	MK29	29-43	9	28.4	2525	1625	0.014				

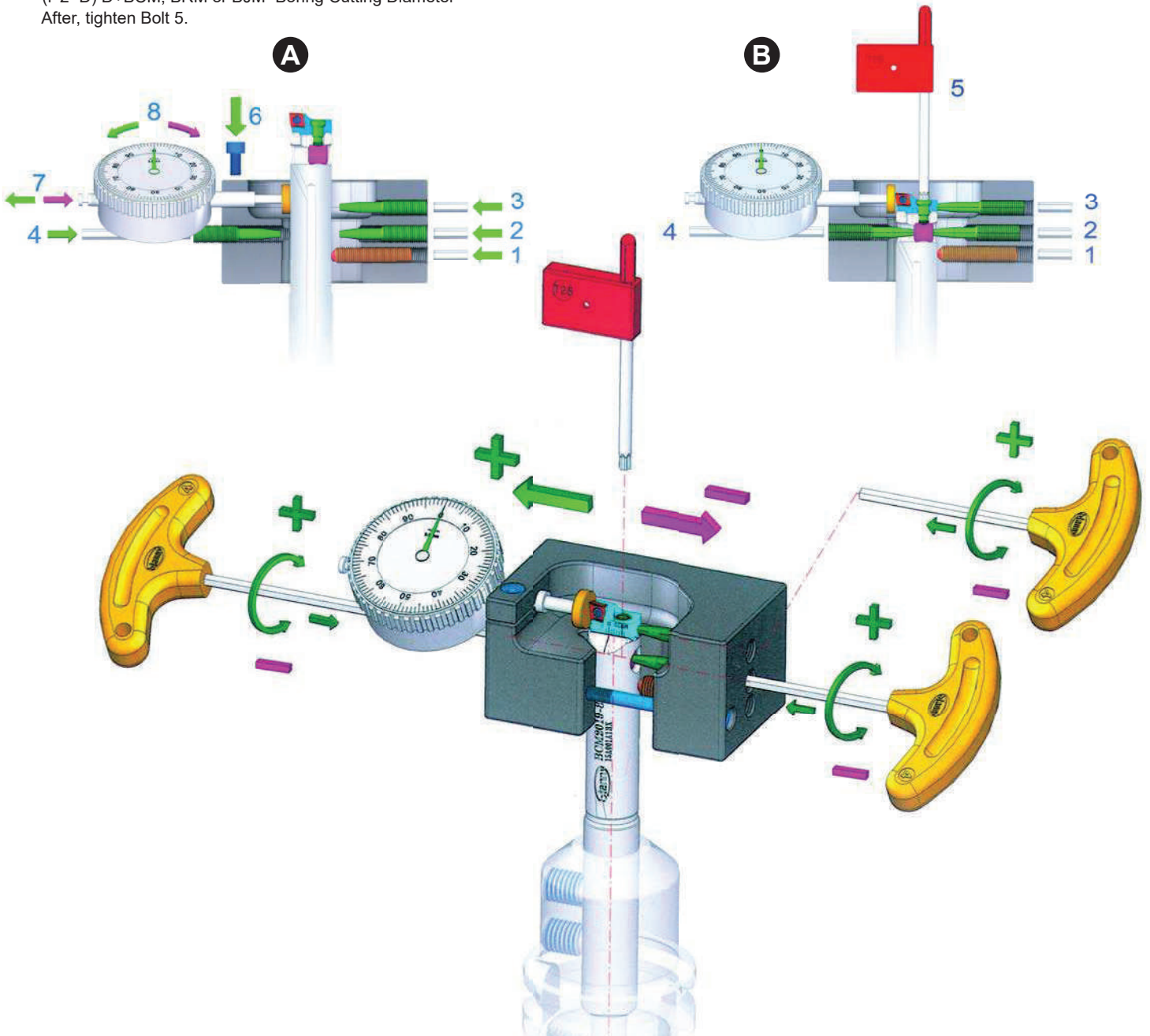




Misuratore Regolabile
Adjustable Measuring

Order No.	Model	Diameter Range øDMin~øDMax	Boring Range øDMin~øDMax	N.W.
45900000	ABM1025			
459002046MI	ABM1025 Mitutoyo	10-25	11-43	0.55
45900810MA	ABM1025 Mahr			

1. BCM, BRM or BJM put into the measure instrument, tighten bolt 1. (Fig. A)
2. Dial Indicator move to BCM, BRM or BJM, tighten bolt 6. (Fig. 7)
3. Indicator make zero. (Fig. 8)
4. BCM, BRM or BJM put into the measure instrument, loosen bolt 1. After adjust tighten bolt 1.(Fig. B)
5. Loosen bolt 5, adjust cutting insert holder. Increase size adjust bolt 2 or bolt 3. Decrease size adjust bolt 4. (Fig 5)
6. The size show in dial indicator is radius.
($r*2=D$) D+BCM, BRM or BJM=Boring Cutting Diameter
After, tighten Bolt 5.





SINERGYA È ORA PARTE DI EMMEPI UTENSILERIA.



**SCOPRI LA GAMMA
COMPLETA
E AGGIORNATA**

utensileria.it/sinergya/



Emmepi Utensileria s.r.l.
SEDE LEGALE
+39 0445 576210
Via Lago di Albano, 5 - 36015 Schio (VI)



Cuma
DIVISIONE PRODUZIONE
+39 049 870 0810
Viale della Regione Veneto, 22, 35127 Padova (PD)

utensileria.it
ordini@utensileria.it