



# AFFILAPUNTE A MOLA DOPPIA



**Emmepi Utensileria s.r.l.**  
SEDE LEGALE  
+39 0445 576210  
Via Lago di Albano, 5 - 36015 Schio (VI)



**Cuma**  
DIVISIONE PRODUZIONE  
+39 049 870 0810  
Viale della Regione Veneto, 22, 35127 Padova (PD)

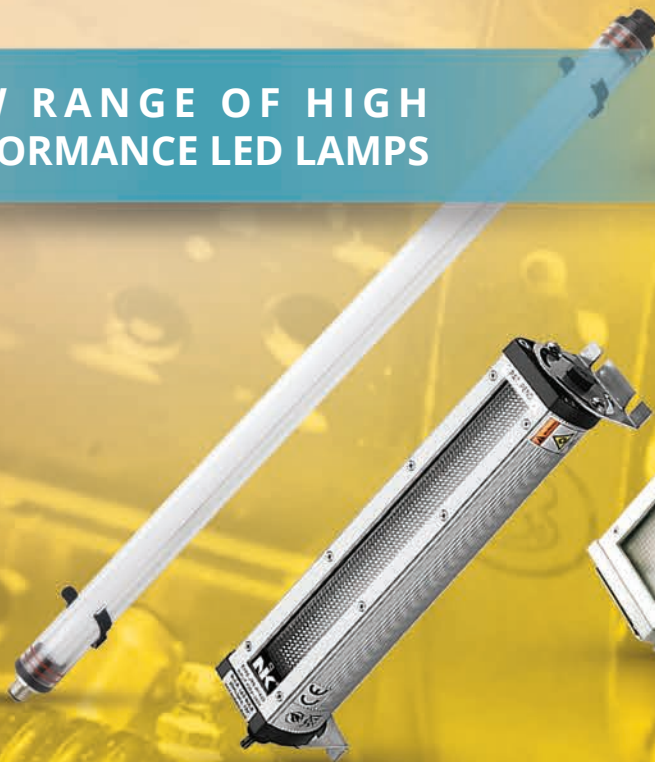
[utensileria.it](http://utensileria.it)  
[ordini@utensileria.it](mailto:ordini@utensileria.it)

# NIK

## LIGHT

LED SECURITY

NEW RANGE OF HIGH  
PERFORMANCE LED LAMPS



RoHS RAE CONFORMITY



# LED SECURITY

## ILLUMINAZIONE A LED ALTAMENTE PERFORMANTE NEW RANGE OF HIGH PERFORMANCE LED LAMPS

**Led Security** è la nuova famiglia di lampade a Led di **potenza** per un'illuminazione di qualità.

L'ampia gamma di modelli standard **soddisfa le diverse esigenze** di luce nello spazio di lavoro: le lampade **Led Security** sono ideali per macchine utensili, macchinari in genere, banchi da lavoro ed utlizzi vari, e sono **disponibili con diverse tipologie di alimentazione e gradi di protezione da IP20 a IP69**.

*Led Security is the new family of POWER LED lamps for high quality lighting.*

*The wide range of standard models meets the diverse needs for lighting your workspace: Led Security lamps are ideal for various applications on machine tools, machinery in general or workbenches.*

*They are available in different voltages and standards of protection ranging from IP20 to IP69.*



La **lunga durata nel tempo** è garantita grazie a **strutture solide e robuste** e tutti i Led sono fissati su supporti in alluminio per un'ottima dissipazione termica.

Il **risparmio energetico fino all'85%** rispetto a lampadine tradizionali, **la durata di oltre 40.000** ore e la **bassa temperatura di esercizio**, le rendono molto interessanti **per l'abbattimento dei costi e l'aspetto ecologico**.

Sono state studiate con soluzioni ergonomiche per una **comoda e pratica orientabilità del flusso luminoso**: la maggior parte dei modelli con i bracci sono dotati di galletti e maniglia per facilitarne l'angolazione e la rotazione; le versioni tubolari, invece, sono provviste di supporti basculanti per una **precisa direzionabilità**.

Rispettano la parte applicabile delle Direttive 2006/95/CE, 2004/108/CE e 2006/42/CE, secondo le applicazioni previste dalla Normativa UNI EN 1837.

*Thanks to a solid structure, the lamps are guaranteed a long useful life. All the LEDs are mounted on aluminum supports for optimum heat dissipation.*

*They save up to 85% of the energy used by traditional light bulbs. With an average of over 40.000 working hours and a low operating temperature, they meet your needs for reducing costs and have an ecological footprint.*

*The lamps are using ergonomic solutions for adjusting luminous flux. Most of the models equipped with the arms are using wing nuts and handles to adjust angle and rotation easily. Tubular versions, instead, are provided with tilting supports for directing luminous flux precisely.*

*All the lamps comply with Directives 2006/95/EC, 2004/108/EC and 2006/42/EC as required by Normative UNI EN 1837.*

# INDICE / INDEX

ILLUMINAZIONE A LED ALTAMENTE PERFORMANTE  
NEW RANGE OF HIGH PERFORMANCE LED LAMPS

## CLIK COB

**NEW**

IP65  
14W



100÷240V-AC    Pag. 4  
24V-AC/DC    Pag. 22

## CLIK COB

IP65  
20W



100÷240V-AC    Pag. 6  
24V-AC/DC    Pag. 24

## CLIK COB Q

**NEW**

IP65  
14W



100÷240V-AC    Pag. 8  
24V-AC/DC    Pag. 26

## MAGA LONG

IP65  
14W



100÷240V-AC    Pag. 10

## ILLI

IP65  
6W



100÷240V-AC    Pag. 12  
24V-AC/DC    Pag. 28

## PIK

IP20  
6W



100÷240V-AC    Pag. 14  
24V-AC/DC    Pag. 30

## MINI F

IP65  
3W



100÷240V-AC    Pag. 16  
24V-AC/DC    Pag. 32

## MINI Z

IP65  
5W



100÷240V-AC    Pag. 18  
24V-AC/DC    Pag. 34

## LEDY

IP67  
5W - 10W - 15W



24V-AC/DC    Pag. 36

## WIDE1

IP67  
20W - 40W



100÷240V-AC    Pag. 20  
24V-AC/DC    Pag. 38

## WIDE FLAT

IP69  
14W - 28W - 56W



100÷240V-AC    Optional  
24V/DC    Pag. 40

## WIDE SPOT

IP67  
20W



24V-AC/DC    Pag. 42

## WIDE T

IP67  
28W



24V-AC/DC    Pag. 44

# CLIK COB 100÷240V-AC - 14W - IP65 - IK09

IP65

14W - 1120Lm

6.000°K - 40.000h

RoHS RAEE CONFORMITY



Snodi dotati di galletto per comodità di bloccaggio  
*Joints equipped with wing nut for comfort clamping*



Interruttore ergonomico on/off  
*Ergonomic on/off switch*



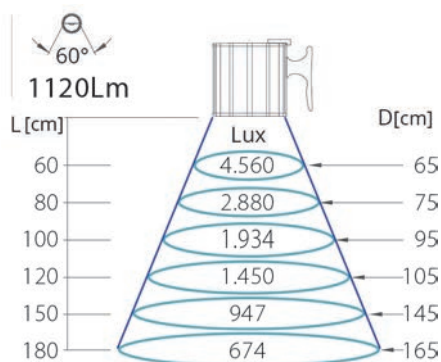
cavo con spina Schuko  
*cable with Schuko plug*

## CARATTERISTICHE

Fino all'85% di risparmio energetico  
Basso calore  
Zero manutenzione  
Testa orientabile in alluminio estruso con vetro ad alta resistenza  
Bracci facilmente regolabili  
Resistente ai lubro-refrigeranti  
Direttive 2006/95/CE, 2004/108/CE e 2006/42/CE come previsto dalla Normativa UNI EN 1837

## FEATURES

*Up to 85% energy saving  
Low performing heat  
Zero maintenance  
Adjustable extruded aluminium head with high resistance glass  
Easily adjustable arms  
Resistant to coolants and lubricants  
Complies with Directives 2006/95/EC, 2004/108/EC and 2006/42/EC as required by Normative UNI EN 1837*



# CLIK COB 100÷240V-AC - 14W - IP65 - IK09

100÷240V-AC

## Alimentazione:

100÷240V-AC con alimentatore integrato nella base e cavo con spina Schuko

## Voltage:

100÷240V-AC with LED driver built-in the base and cable with Schuko plug

## Standard:

Modulo Led con angolo 60°

## Standard:

60° LED Module

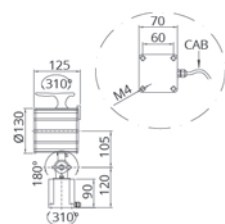
## Accessori opzionali:

vetro, morsetto e staffa di fissaggio

## Optional Accessories:

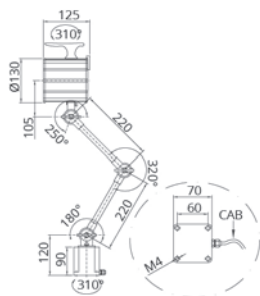
neutral glass, clamp and angle plate.

100÷240V-AC	ART.	CODE	VIN	WxLed	cable.mt	Kg
-------------	------	------	-----	-------	----------	----



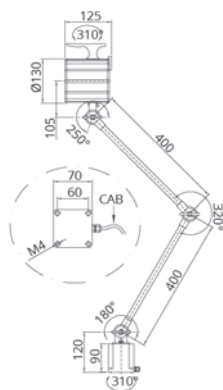
CC14 L60-S-100÷240V-AC	10.07.1.60.14.3	100÷240V AC	14Wx1	SP02-1,80	2,20
------------------------	-----------------	-------------	-------	-----------	------

100÷240V-AC	ART.	CODE	VIN	WxLed	cable.mt	Kg
-------------	------	------	-----	-------	----------	----



CC14 L60-M2-100÷240V-AC	10.08.1.60.14.3	100÷240V AC	14Wx1	SP02-1,80	2,90
-------------------------	-----------------	-------------	-------	-----------	------

100÷240V-AC	ART.	CODE	VIN	WxLed	cable.mt	Kg
-------------	------	------	-----	-------	----------	----



CC14 L60-L2-100÷240V-AC	10.09.1.60.14.3	100÷240V AC	14Wx1	SP02-1,80	3,20
-------------------------	-----------------	-------------	-------	-----------	------

## RICAMBI STANDARD E OPTIONAL STANDARD AND OPTIONAL SPARE PARTS

## SCATOLA MADRE MASTER BOX

	NEUTRAL GLASS	CLAMP	ANGLE PLATE
ART CODE	FIL 109N 01.07.004.0	JC 02 00.11.010.1	JL 02 00.11.012.1



Qty: 6 pcs  
Dimensions: 32x50x52 cm  
Weight: 16/20 Kg

# CLIK COB 100÷240V-AC - 20W - IP65 - IK09

IP65

20W - 2600Lm

6.000°K - 40.000h

RoHS RAEE CONFORMITY



Snodi dotati di galletto per comodità di bloccaggio  
*Joints equipped with wing nut for comfort clamping*



Interruttore ergonomico on/off  
*Ergonomic on/off switch*



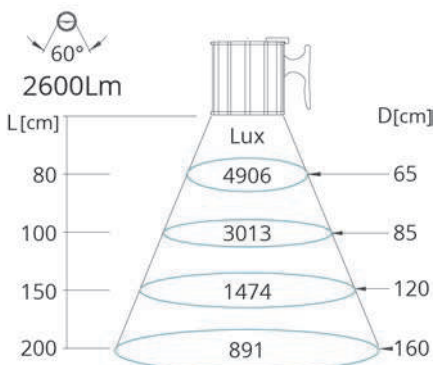
cavo con spina Schuko  
*cabl with Schuko plug*

## CARATTERISTICHE

Fino all'85% di risparmio energetico  
Basso calore  
Zero manutenzione  
Testa orientabile in alluminio estruso con vetro ad alta resistenza  
Bracci facilmente regolabili  
Resistente ai lubro-refrigeranti  
Direttive 2006/95/CE, 2004/108/CE e 2006/42/CE come previsto dalla Normativa UNI EN 1837

## FEATURES

*Up to 85% energy saving  
Low performing heat  
Zero maintenance  
Adjustable extruded aluminium head with high resistance glass  
Easily adjustable arms  
Resistant to coolants and lubricants  
Complies with Directives 2006/95/EC, 2004/108/EC and 2006/42/EC as required by Normative UNI EN 1837*



# CLIK COB 100÷240V-AC - 20W - IP65 - IK09

100÷240V-AC

### Alimentazione:

100÷240V-AC con alimentatore integrato nella base e cavo con spina Schuko

### Voltage:

100÷240V-AC with LED driver built-in the base and cable with Schuko plug

### Standard:

Modulo Led con angolo 60°

### Standard:

60° LED Module

### Accessori opzionali:

morsetti, staffa di fissaggio

### Optional Accessories:

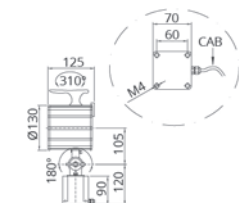
clamps, angle plate.

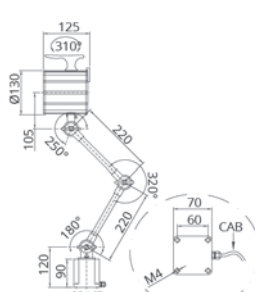
### Opzionale:

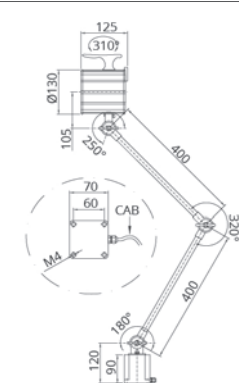
con base piccola, cavo senza spina (alimentatore esterno su richiesta)

### Optional:

with small base, cable without plug (external driver on request)


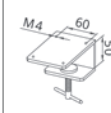
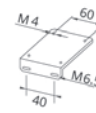
100÷240V AC	ART.	CODE	VIN	WxLed	cable.mt	Kg
	CC20 L60-S-100÷240V-AC	10.01.1.60.20.3	100÷240V AC	20WX1	1,80	2,20


100÷240V AC	ART.	CODE	VIN	WxLed	cable.mt	Kg
	CC20 L60-M2-100÷240V-AC	10.02.1.60.20.3	100÷240V AC	20WX1	1,80	2,90

100÷240V AC	ART.	CODE	VIN	WxLed	cable.mt	Kg
	CC20 L60-L2-100÷240V-AC	10.03.1.60.20.3	100÷240V AC	20Wx1	1,80	3,20

### RICAMBI STANDARD E OPTIONAL STANDARD AND OPTIONAL SPARE PARTS

### SCATOLA MADRE MASTER BOX

	NEUTRAL GLASS	CLAMP	ANGLE PLATE
			
ART CODE	FIL 109N 01.07.004.0	JC 02 00.11.010.1	JL 02 00.11.012.1

  
Qty: 6 pcs  
Dimensions: 32x50x52 cm  
Weight: 16/20 Kg

THE DATA ARE NOT BINDING AND CAN BE CHANGED WITHOUT ADVANCE NOTICE.



# CLIK COB Q 100÷240V-AC - 14W - IP65 - IK09

IP65  
14W - 1120Lm  
6.000°K - 40.000h  
RoHS RAE CONFORMITY



Snodi dotati di galletto per comodità di bloccaggio  
*Joints equipped with wing nut for comfort clamping*



Interruttore ergonomico on/off  
*Ergonomic on/off switch*



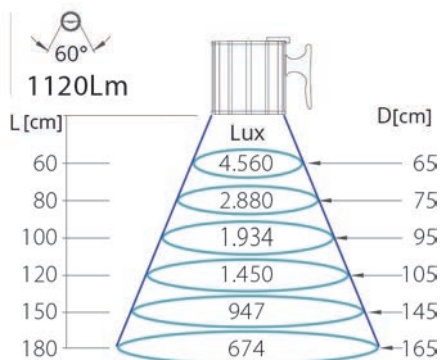
cavo con spina Schuko  
*cable with Schuko plug*

## CARATTERISTICHE

Fino all'85% di risparmio energetico  
Basso calore  
Zero manutenzione  
Testa orientabile in alluminio estruso con vetro ad alta resistenza  
Bracci facilmente regolabili  
Resistente ai lubro-refrigeranti  
Direttive 2006/95/CE, 2004/108/CE e 2006/42/CE come previsto dalla Normativa UNI EN 1837

## FEATURES

*Up to 85% energy saving  
Low performing heat  
Zero maintenance  
Adjustable extruded aluminium head with high resistance glass  
Easily adjustable arms  
Resistant to coolants and lubricants  
Complies with Directives 2006/95/EC, 2004/108/EC and 2006/42/EC as required by Normative UNI EN 1837*



# CLIK COB Q 100÷240V-AC - 14W - IP65 - IK09

100÷240V-AC

## Alimentazione:

100÷240V-AC con alimentatore integrato nella testa e cavo con spina Schuko

## Voltage:

100÷240V-AC with LED driver built-in the head and cable with Schuko plug

## Standard:

Modulo Led con angolo 60°

## Standard:

60° LED Module

## Accessori opzionali:

vetro, morsetto e staffa di fissaggio

## Optional Accessories:

neutral glass, clamp and angle plate.

100÷240V-AC

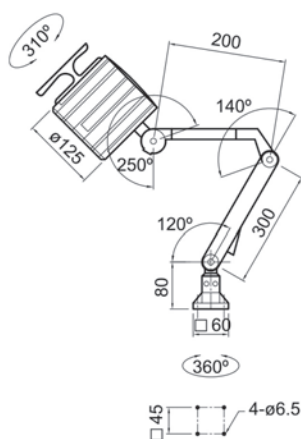
ART.

CODE

VIN

WxLed cable.mt

Kg



CQ14 L60-M/2-100÷240V-AC 10.13.1.60.14.3 100÷240V AC 14Wx1 SP02-1,80 2,90

100÷240V-AC

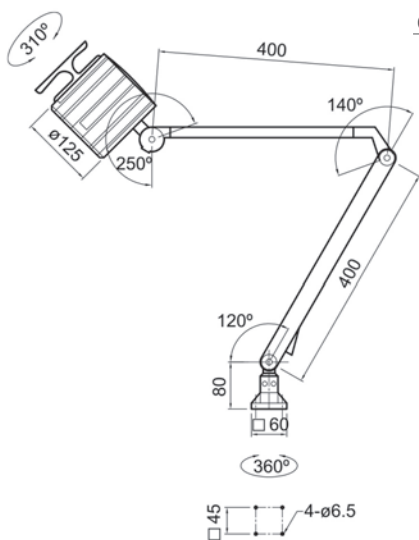
ART.

CODE

VIN

WxLed cable.mt

Kg



CQ14 L60-L/2-100÷240V-AC 10.15.1.60.14.3 100÷240V AC 14Wx1 SP02-1,80 3,20

## RICAMBI STANDARD E OPTIONAL STANDARD AND OPTIONAL SPARE PARTS

## SCATOLA MADRE MASTER BOX

	NEUTRAL GLASS	CLAMP	ANGLE PLATE
ART CODE	FIL 109N 01.07.004.0	JC 01 00.11.009.7	JL 01 01.11.020.1



Qty: 6 pcs  
Dimensions: 32x50x52 cm  
Weight: 16/20 Kg

THE DATA ARE NOT BINDING AND CAN BE CHANGED WITHOUT ADVANCE NOTICE.



Emmepi Utensileria s.r.l.

+39 0445 576210

Via Lago di Albano, 5 - 36015 Schio (VI)

ordini@utensileria.it

utensileria.it

pag.9

# MAGA LONG 100÷240V-AC - 14W - IP65 - IK09

IP65

14W - 1700Lm

5.700°K - 40.000h

RoHS RAEE CONFORMITY



ingrandimento 2,25x  
magnification 2.25x



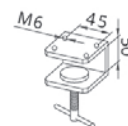
Snodi dotati di galletto per comodità di bloccaggio  
*Joints equipped with wing nut for comfort clamping*



cavo con spina Schuko  
*cable with Schuko plug*



Regolatore di intensità 10-100%  
*Brightness Adjustment range 10-100%*



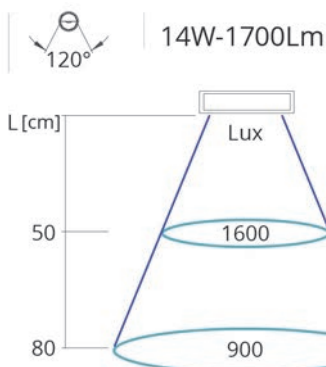
Morsetto standard  
*Standard clamp*

## CARATTERISTICHE

Fino all'85% di risparmio energetico  
Basso calore  
Zero manutenzione  
Testa orientabile in alluminio estruso con vetro ad alta resistenza  
Bracci facilmente regolabili  
Resistente ai lubro-refrigeranti  
Direttive 2006/95/CE, 2004/108/CE e 2006/42/CE come previsto dalla Normativa UNI EN 1837

## FEATURES

*Up to 85% energy saving  
Low performing heat  
Zero maintenance  
Technopolymer adjustable head with high resistance glass  
Easily adjustable and vibration-resistant flexible arms  
Resistant to coolants and lubricants  
Complies with Directives 2006/95/EC, 2004/108/EC and 2006/42/EC as required by Normative UNI EN 1837*



# MAGA LONG 100÷240V-AC - 14W - IP65 - IK09

**Standard:**

| Modulo Led con angolo 120°

**Standard:**

| 120° LED Module

**Accessori opzionali:**

| staffa di fissaggio

**Optional Accessories:**

| angle plate.

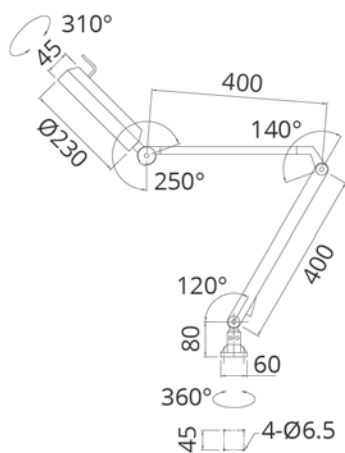
**Lente:**

| Progettato con una lente ottica di 5 diottrie (ingrandimento 2,25x rispetto all'oggetto reale), di diametro 127mm

**Lens:**

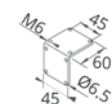
| designed with a magnified optical lens with 127mm diameter on luminarie head giving 5 diopter of magnification 2.25x than actual object

100÷200V AC	ART.	CODE	VIN	WxLed	cable.mt	Kg
	MAGA L12-100÷240V-AC	11.01.1.12.14.3	100÷240V AC	14Wx1	CV02-1,80	3,50



**RICAMBI STANDARD E OPTIONAL  
STANDARD AND OPTIONAL SPARE PARTS**

**ANGLE  
PLATE**



ART JL 01  
CODE 01.11.020.1

**SCATOLA MADRE  
MASTER BOX**



Qty: 3 pcs  
Dimensions: 68x37x34 cm  
Weight: 11 Kg

IP65

6W - 540Lm

6.000°K - 40.000h

RoHS RAEE CONFORMITY



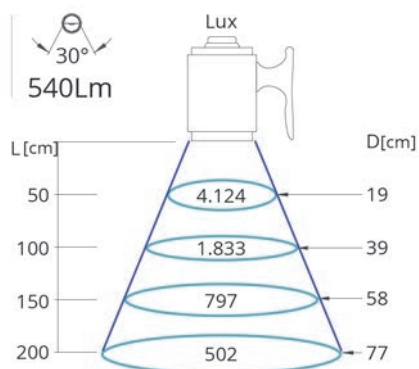
cavo con spina  
Schuko  
cable with Schuko  
plug

## CARATTERISTICHE

Fino all'85% di risparmio energetico  
Basso calore  
Zero manutenzione  
Testa orientabile in alluminio estruso con vetro ad alta resistenza  
Bracci facilmente regolabili  
Resistente ai lubro-refrigeranti  
Direttive 2006/95/CE, 2004/108/CE e 2006/42/CE come previsto dalla Normativa UNI EN 1837

## FEATURES

*Up to 85% energy saving  
Low performing heat  
Zero maintenance  
Adjustable extruded aluminium head with high resistance glass  
Easily adjustable articulated arms or vibration-resistant flexible arms  
Resistant to coolants and lubricants  
Complies with Directives 2006/95/EC, 2004/108/EC and 2006/42/EC as required by Normative UNI EN 1837*



# ILLI 100÷240V-AC - 6W - IP65 - IK09

100÷240V-AC

**Alimentazione:**

100÷240V-AC con alimentatore integrato nella base e cavo con spina Schuko

**Voltage:**

100÷240V-AC with LED driver built-in the base and cable with Schuko plug

**Standard:**

Modulo Led con angolo 30°

**Standard:**

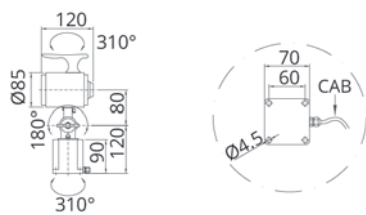
30° LED Module

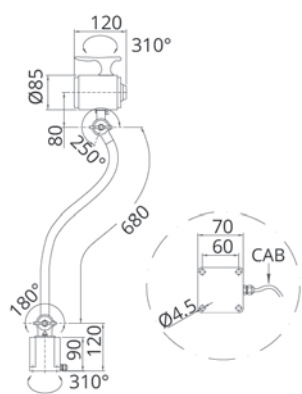
**Accessori opzionali:**

vetro, morsetto, staffa e base magnetica di fissaggio

**Optional Accessories:**


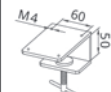

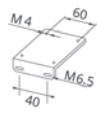
neutral glass, clamp, angle plate and magnetic base.

100÷240V-AC	ART.	CODE	VIN	WxLed	cable.mt	Kg
	IN03 L30-S-100÷240V-AC	02.01.1.30.06.1	100÷240V AC	2Wx3	SP02-1,80	1,70

100÷240V-AC	ART.	CODE	VIN	WxLed	cable.mt	Kg
	IN03 L30-F680-100÷240V-AC	02.04.1.30.06.1	100÷240V AC	2Wx3	SP02-1,80	2,50

**RICAMBI STANDARD E OPTIONAL  
STANDARD AND OPTIONAL SPARE PARTS**

**SCATOLA MADRE  
MASTER BOX**

	NEUTRAL GLASS	CLAMP	MAGNETIC BASE	ANGLE PLATE
				
ART CODE	FIL 65N 02.07.008.0	JC 02 00.11.010.1	JM 01 00.11.014.5	JL 02 00.11.012.1



Qty: 6 pcs  
Dimensions: 32x50x52 cm  
Weight: 13/15 Kg

THE DATA ARE NOT BINDING AND CAN BE CHANGED WITHOUT ADVANCE NOTICE.



# PIK 100÷240V-AC - 6W - IP20 - IK09

IP20

6W - 540Lm

6.000°K - 40.000h

RoHS RAEE CONFORMITY



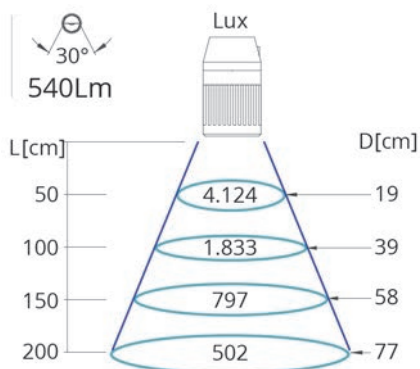
cavo con spina  
Schuko  
cable with Schuko  
plug

## CARATTERISTICHE

Fino all'85% di risparmio energetico  
Basso calore  
Zero manutenzione  
Testa orientabile in alluminio estruso con vetro ad alta resistenza  
Bracci facilmente regolabili  
Resistente ai lubro-refrigeranti  
Direttive 2006/95/CE, 2004/108/CE e 2006/42/CE come previsto dalla Normativa UNI EN 1837

## FEATURES

*Up to 85% energy saving  
Low performing heat  
Zero maintenance  
Technopolymer and aluminium adjustable head with high resistance glass  
Easily adjustable and vibration-resistant flexible arms  
Complies with Directives 2006/95/EC, 2004/108/EC and 2006/42/EC as required by Normative UNI EN 1837*



# PIK 100÷240V-AC - 6W - IP20 - IK09

**Alimentazione:**

100÷240V-AC con alimentatore integrato nella base e cavo con spina Schuko

**Voltage:**

100÷240V-AC with LED driver built-in the base and cable with Schuko plug

**Standard:**

Modulo Led con angolo 30°

**Standard:**

30° LED Module

**Accessori opzionali:**

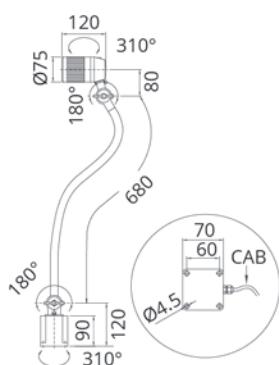
vetro, morsetto, staffa e base magnetica di fissaggio

**Optional Accessories:**

neutral glass, clamp, angle plate and magnetic base.

100÷240V-AC	ART.	CODE	VIN	WxLed	cabl.mt	Kg
-------------	------	------	-----	-------	---------	----

PN03 L30-F680-100÷240V-AC 03.02.1.30.06.1 100÷240V AC 2Wx3 SP02-1,80 2,20



**RICAMBI STANDARD E OPTIONAL  
STANDARD AND OPTIONAL SPARE PARTS**

	NEUTRAL GLASS	CLAMP	MAGNETIC BASE	ANGLE PLATE
ART CODE	FIL 50N 03.07.001.0	JC 02 00.11.010.1	JM 01 00.11.014.5	JL 02 00.11.012.1

**SCATOLA MADRE  
MASTER BOX**



Qty: 6 pcs  
Dimensions: 32x50x52 cm  
Weight: 15 Kg

# MINI F 100÷240V-AC - 3W - IP65 - IK09

IP65

3W - 220Lm

6.000°K - 40.000h

RoHS RAEE CONFORMITY



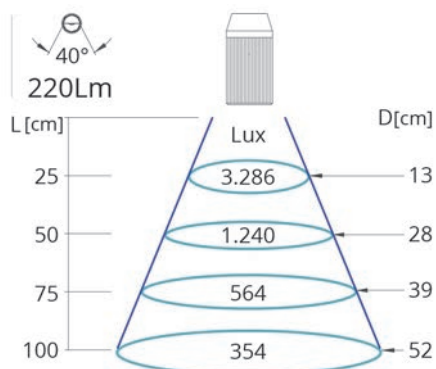
cavo con spina  
Euro A10  
cable with Euro A10  
plug

## CARATTERISTICHE

Fino all'85% di risparmio energetico  
Basso calore  
Zero manutenzione  
Testa orientabile in alluminio estruso con vetro ad alta resistenza  
Bracci facilmente regolabili  
Resistente ai lubro-refrigeranti  
Direttive 2006/95/CE, 2004/108/CE e 2006/42/CE come previsto dalla Normativa UNI EN 1837

## FEATURES

*Up to 85% energy saving  
Low performing heat  
Zero maintenance  
Technopolymer adjustable head with high resistance glass  
Easily adjustable and vibration-resistant flexible arms  
Resistant to coolants and lubricants  
Complies with Directives 2006/95/EC, 2004/108/EC and 2006/42/EC as required by Normative UNI EN 1837*



# MINI F 100÷240V-AC - 3W - IP65 - IK09

100÷240V-AC

### Alimentazione:

100÷240V-AC con alimentatore integrato nella base e cavo con spina Euro 10A

### Voltage:

100÷240V-AC with LED driver built-in the base and cable with 10A Euro plug

### Standard:

Modulo Led con angolo 40°

### Standard:

40° LED Module

### Dimensioni disponibili:

Braccio da 500mm  
Braccio da 700mm

### Available size:

500mm arm  
700mm arm

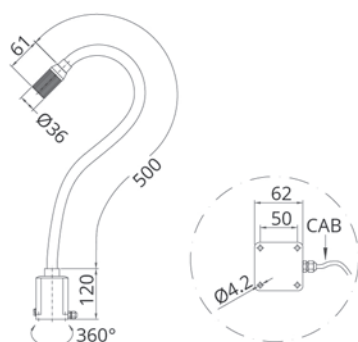
### Accessori opzionali:

morsetto, staffa e base magnetica di fissaggio

### Optional Accessories:

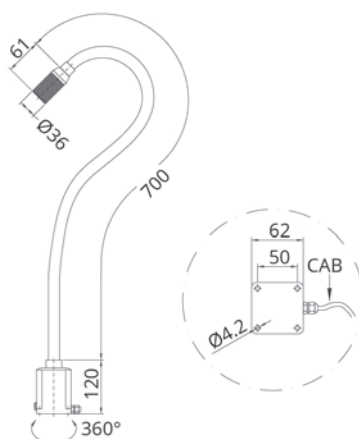
mounting clamp, angle plate and magnetic base.

100÷240V-AC	ART.	CODE	VIN	WxLed	cabl.mt	Kg
-------------	------	------	-----	-------	---------	----



MN03 L40-F500-100÷240V-AC	05.01.1.40.03.1	100÷240VAC	3Wx1	SP04-1,80	0,90
---------------------------	-----------------	------------	------	-----------	------

100÷240V-AC	ART.	CODE	VIN	WxLed	cabl.mt	Kg
-------------	------	------	-----	-------	---------	----



MN03 L40-F700-100÷240V-AC	05.02.1.40.03.1	100÷240VAC	3Wx1	SP04-1,80	1,20
---------------------------	-----------------	------------	------	-----------	------

### RICAMBI STANDARD E OPTIONAL STANDARD AND OPTIONAL SPARE PARTS

	CLAMP	ANGLE PLATE	MAGNETIC BASE
ART	JC 03	JL 05	JM 01
CODE	00.11.011.1	00.11.013.1	00.11.014.5

### SCATOLA MADRE MASTER BOX



Qty: 5 pcs  
Dimensions: 45x25x62 cm  
Weight: 9 Kg

# MINI Z 100÷240V-AC - 5W - IP65 - IK09

IP65

5W - 750Lm

6.000°K - 40.000h

RoHS RAEE CONFORMITY



ZOOM FOCUS  
10°÷80°



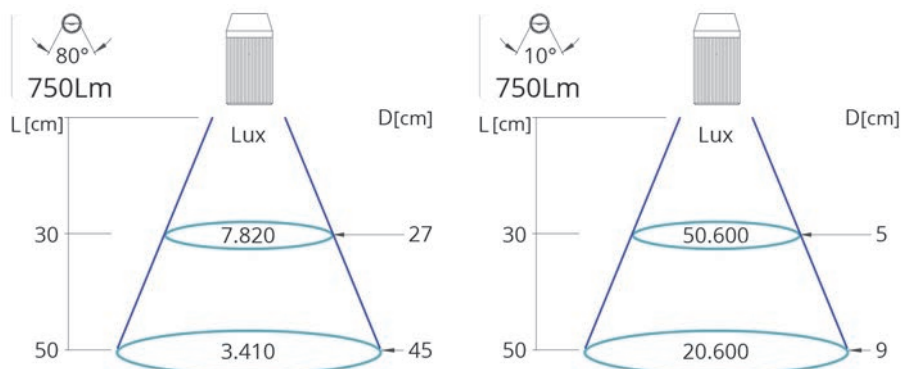
cavo con spina  
Euro A10  
cable with Euro A10  
plug

## CARATTERISTICHE

Fino all'85% di risparmio energetico  
Basso calore  
Zero manutenzione  
Testa orientabile in alluminio estruso con vetro ad alta resistenza  
Bracci facilmente regolabili  
Resistente ai lubro-refrigeranti  
Direttive 2006/95/CE, 2004/108/CE e 2006/42/CE come previsto dalla Normativa UNI EN 1837

## FEATURES

*Up to 85% energy saving  
Low performing heat  
Zero maintenance  
Technopolymer adjustable head with high resistance glass  
Easily adjustable and vibration-resistant flexible arms  
Resistant to coolants and lubricants  
Complies with Directives 2006/95/EC, 2004/108/EC and 2006/42/EC as required by Normative UNI EN 1837*



# MINI Z 100÷240V-AC - 5W - IP65 - IK09

100÷240V-AC

**Zoom:**  
| angolo illuminazione variabile da 10° a 80°

**Zoom:**  
| adjustable lighting angle from 10° to 80°

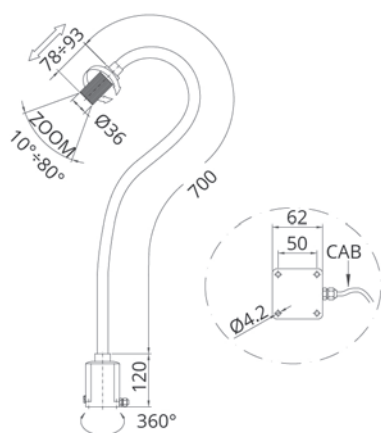
**Alimentazione:**  
| 100÷240V-AC con alimentatore integrato nella base e cavo con spina Euro 10A

**Voltage:**  
| 100÷240V-AC with LED driver built-in the base and cable with 10A Euro plug

**Accessori opzionali:**  
| morsetto, staffa e base magnetica di fissaggio

**Optional Accessories:**  
| mounting clamp, angle plate and magnetic base.

100÷240V-AC	ART.	CODE	VIN	WxLed	cabl.mt	Kg
	MN05 LZ-F700-100÷240V-AC	06.02.1.01.05.1	100÷240V AC	5Wx1	SP04-1,80	1,30



## RICAMBI STANDARD E OPTIONAL STANDARD AND OPTIONAL SPARE PARTS

	CLAMP	ANGLE PLATE	MAGNETIC BASE
ART CODE	JC 03 00.11.011.1	JL 05 00.11.013.1	JM 01 00.11.014.5

## SCATOLA MADRE MASTER BOX



Qty: 5 pcs  
Dimensions: 45x25x62 cm  
Weight: 9 Kg

THE DATA ARE NOT BINDING AND CAN BE CHANGED WITHOUT ADVANCE NOTICE.



# WIDE1 100÷240V-AC - 20W - 40W - IP67 - IK09

IP67

20w - 2490Lm

40w - 4980Lm

6.000°K - 40.000h

RoHS RAEE CONFORMITY



Versione WIDE1 P  
con Pressa-cavo  
WIDE1 P version with cable  
clamp



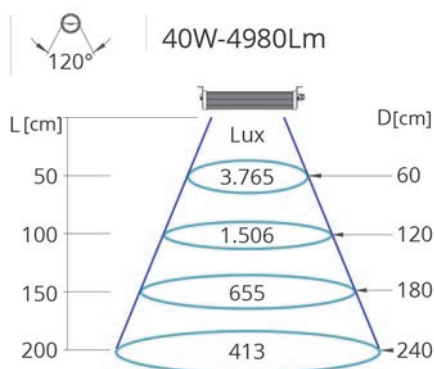
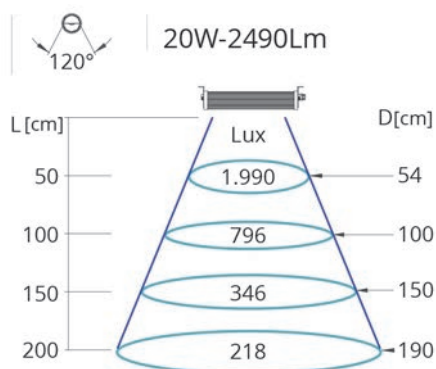
cavo con spina  
Schuko  
cable with Schuko  
plug

## CARATTERISTICHE

Fino all'85% di risparmio energetico  
Basso calore  
Zero manutenzione  
Struttura in alluminio  
Dotata di vetro ad alta resistenza e griglia di lenti anti-irritazione per gli occhi  
Resistente ai lubro-refrigeranti  
Direttive 2006/95/CE, 2004/108/CE e 2006/42/CE come previsto dalla Normativa UNI EN 1837

## FEATURES

Up to 85% energy saving  
Low performing heat  
Zero maintenance  
Aluminium structure  
Equipped with high resistance glass and anti-irritation lens grid  
Resistant to coolants and lubricants  
Complies with Directives 2006/95/EC, 2004/108/EC and 2006/42/EC as required by Normative UNI EN 1837



# WIDE1 100÷240V-AC - 20W - 40W - IP67 - IK09

## 2 versioni di potenza e lunghezza:

- **WIDE1-201** con **1 Set** di Led (Nr.48) per una potenza totale di **20W**
- **WIDE1-202** con **2 Set** di Led (Nr.96) per una potenza totale di **40W**

## Alimentazione:

- **100÷240V-AC** con Pressa-cavo e cavo con spina Schuko

## Standard:

- alimentatore integrato e supporti di fissaggio basculanti

## 2 power and length options:

- **WIDE1-201** with **1 Set** of LEDs (No.48) for a total of **20W**
- **WIDE1-202** with **2 Sets** of LEDs (No.96) for a total of **40W**

## Voltage

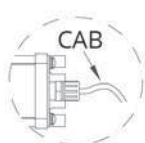
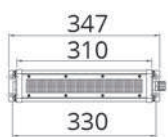
- 100÷240V-AC** with cable clamp and cable with Schuko plug

## Standard:

- built-in LED driver and tilting mounting supports

### WIDE1 P - 20W con Pressacavo WIDE1 P - 20W with cable clamp

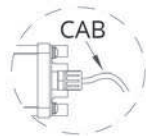

ART.	CODE	VIN	WxLed	cable.mt	Kg
------	------	-----	-------	----------	----



WIDE1 201P-100÷240V-AC	08.03.1.12.20.3	100÷240V AC	20W	SP02 1,80	1,30
------------------------	-----------------	-------------	-----	-----------	------

### WIDE1 P - 40W con Pressacavo WIDE1 P - 40W with cable clamp

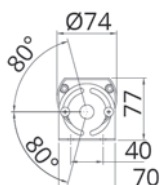
ART.	CODE	VIN	WxLed	cable.mt	Kg
------	------	-----	-------	----------	----



WIDE1 202P-100÷240V-AC	08.05.1.12.40.3	100÷240V AC	40W	SP02 1,80	2,50
------------------------	-----------------	-------------	-----	-----------	------

STAFFE ORIENTABILI INCLUSE  
ADJUSTABLE CLAMPS INCLUDED

SCATOLA MADRE  
MASTER BOX



Qty: 6 pcs  
Dimensions (20W):  
64x36x25 cm  
Weight: 13 Kg

Dimensions (40W):  
92x30x37 cm  
Weight: 20Kg

# CLIK COB 24V-AC/DC - 14W - IP65 - IK09

- | IP65
- | 24V-AC/DC
- | 14W - 1120Lm
- | 6.000°K - 40.000h
- | RoHS RAEE CONFORMITY



Snodi dotati di galletto per comodità di bloccaggio  
*Joints equipped with wing nut for comfort clamping*



Interruttore ergonomico on/off  
*Ergonomic on/off switch*



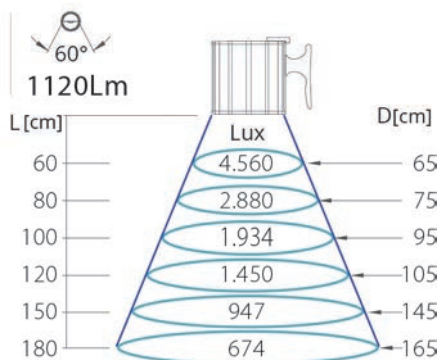
cavo senza spina  
*cabl without Plug*

## CARATTERISTICHE

Fino all'85% di risparmio energetico  
Basso calore  
Zero manutenzione  
Testa orientabile in alluminio estruso con vetro ad alta resistenza  
Bracci facilmente regolabili  
Resistente ai lubro-refrigeranti  
Direttive 2006/95/CE, 2004/108/CE e 2006/42/CE come previsto dalla Normativa UNI EN 1837

## FEATURES

*Up to 85% energy saving  
Low performing heat  
Zero maintenance  
Adjustable extruded aluminium head with high resistance glass  
Easily adjustable arms  
Resistant to coolants and lubricants  
Complies with Directives 2006/95/EC, 2004/108/EC and 2006/42/EC as required by Normative UNI EN 1837*



# CLIK COB 24V-AC/DC - 14W - IP65 - IK09

## Alimentazione:

24V-AC/DC con alimentatore integrato nella base e cavo bipolare

## Voltage:

24V-AC/DC with LED driver built-in the base and 2-pole cable

## Standard:

Modulo Led con angolo 60°

## Standard:

60° LED Module

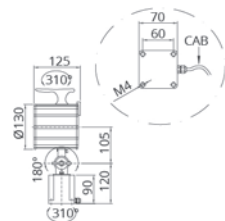
## Accessori opzionali:

vetro, morsetto e staffa di fissaggio

## Optional Accessories:

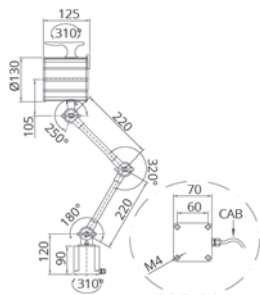
neutral glass, clamp and angle plate.

24V-AC/DC	ART.	CODE	VIN	WxLed	cable.mt	Kg
-----------	------	------	-----	-------	----------	----



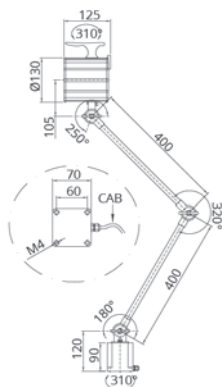
CC14 L60-S-24V-AC/DC	10.10.2.60.14.3	24V AC/DC	14Wx1	CV02-1,80	2,20
----------------------	-----------------	-----------	-------	-----------	------

24V-AC/DC	ART.	CODE	VIN	WxLed	cable.mt	Kg
-----------	------	------	-----	-------	----------	----



CC14 L60-M/2-24V-AC/DC	10.11.2.60.14.3	24V AC/DC	14Wx1	CV02-1,80	2,90
------------------------	-----------------	-----------	-------	-----------	------

24V-AC/DC	ART.	CODE	VIN	WxLed	cable.mt	Kg
-----------	------	------	-----	-------	----------	----



CC14 L60-L/2-24V-AC/DC	10.12.2.60.14.3	24V AC/DC	14Wx1	CV02-1,80	3,20
------------------------	-----------------	-----------	-------	-----------	------

## RICAMBI STANDARD E OPTIONAL STANDARD AND OPTIONAL SPARE PARTS

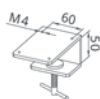
### NEUTRAL GLASS



ART  
CODE

FIL 109N  
01.07.004.0

### CLAMP



JC 02  
00.11.010.1

### ANGLE PLATE



JL 02  
00.11.012.1

## SCATOLA MADRE MASTER BOX



Qty: 6 pcs  
Dimensions: 32x50x52 cm  
Weight: 16/20 Kg

# CLIK COB 24V-AC/DC - 20W - IP65 - IK09

IP65

24V-AC/DC

20W - 2600Lm

6.000°K - 40.000h

RoHS RAEE CONFORMITY



Snodi dotati di galletto per comodità di bloccaggio  
*Joints equipped with wing nut for comfort clamping*



Interruttore ergonomico on/off  
*Ergonomic on/off switch*



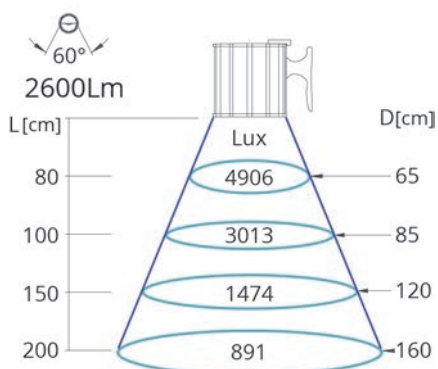
cavo senza spina  
*cabl without Plug*

## CARATTERISTICHE

Fino all'85% di risparmio energetico  
Basso calore  
Zero manutenzione  
Testa orientabile in alluminio estruso con vetro ad alta resistenza  
Bracci facilmente regolabili  
Resistente ai lubro-refrigeranti  
Direttive 2006/95/CE, 2004/108/CE e 2006/42/CE come previsto dalla Normativa UNI EN 1837

## FEATURES

*Up to 85% energy saving  
Low performing heat  
Zero maintenance  
Adjustable extruded aluminium head with high resistance glass  
Easily adjustable arms  
Resistant to coolants and lubricants  
Complies with Directives 2006/95/EC, 2004/108/EC and 2006/42/EC as required by Normative UNI EN 1837*



# CLIK COB 24V-AC/DC - 20W - IP65 - IK09

## Alimentazione:

24V-AC/DC con alimentatore integrato nella testa e cavo bipolare

## Voltage:

24V-AC/DC with LED driver built-in the head and 2-pole cable

## Standard:

Modulo Led con angolo 60°

## Standard:

60° LED Module

## Accessori opzionali:

vetro, morsetti e staffa di fissaggio

## Optional Accessories:

neutral glass, clamps and angle plate.

## Opzionale:

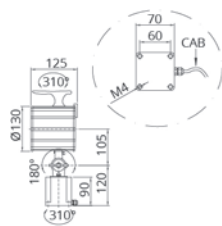
con base piccola, cavo senza spina alimentatore esterno a richiesta

## Optional:

with small base, cable without plug external driver on request

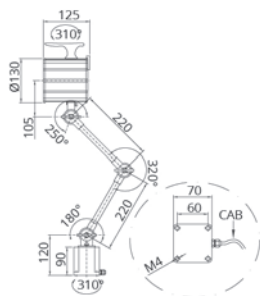
24V-AC/DC	ART.	CODE	VIN	WxLed	cable.mt	Kg
-----------	------	------	-----	-------	----------	----

CC20 L60-S-24V-AC/DC	10.04.2.60.20.3	24V AC/DC	20Wx1	CV02-1,80	2,20
----------------------	-----------------	-----------	-------	-----------	------



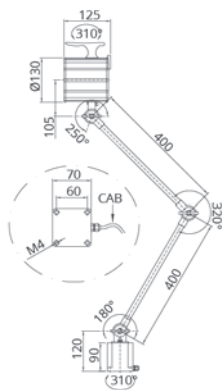
24V-AC/DC	ART.	CODE	VIN	WxLed	cable.mt	Kg
-----------	------	------	-----	-------	----------	----

CC20 L60-M/2-24V-AC/DC	10.05.2.60.20.3	24V AC/DC	20Wx1	CV02-1,80	2,90
------------------------	-----------------	-----------	-------	-----------	------



24V-AC/DC	ART.	CODE	VIN	WxLed	cable.mt	Kg
-----------	------	------	-----	-------	----------	----

CC20 L60-L/2-24V-AC/DC	10.06.2.60.20.3	24V AC/DC	20Wx1	CV02-1,80	3,20
------------------------	-----------------	-----------	-------	-----------	------



## RICAMBI STANDARD E OPTIONAL STANDARD AND OPTIONAL SPARE PARTS

## SCATOLA MADRE MASTER BOX

	NEUTRAL GLASS	CLAMP CLIK 24V-AC/DC	ANGLE PLATE
ART CODE	FIL 109N 01.07.004.0	JC 01 01.11.009.7	JL 01 01.11.020.1



Qty: 6 pcs  
Dimensions: 32x50x52 cm  
Weight: 16/20 Kg

# CLIK COB Q 24V-AC/DC - 14W - IP65 - IK09

IP65

24V-AC/DC

14W - 1120Lm

6.000°K - 40.000h

RoHS RAEE CONFORMITY



Snodi dotati di galletto per comodità di bloccaggio  
*Joints equipped with wing nut for comfort clamping*



Interruttore ergonomico on/off  
*Ergonomic on/off switch*



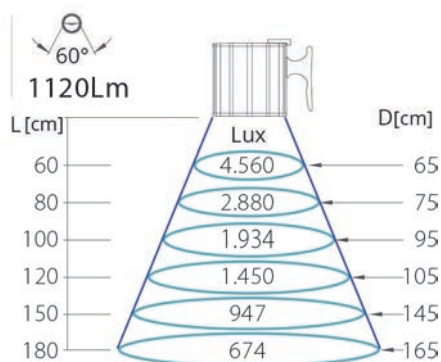
cavo senza spina  
*cable without Plug*

## CARATTERISTICHE

Fino all'85% di risparmio energetico  
Basso calore  
Zero manutenzione  
Testa orientabile in alluminio estruso con vetro ad alta resistenza  
Bracci facilmente regolabili  
Resistente ai lubro-refrigeranti  
Direttive 2006/95/CE, 2004/108/CE e 2006/42/CE come previsto dalla Normativa UNI EN 1837

## FEATURES

*Up to 85% energy saving  
Low performing heat  
Zero maintenance  
Adjustable extruded aluminium head with high resistance glass  
Easily adjustable arms  
Resistant to coolants and lubricants  
Complies with Directives 2006/95/EC, 2004/108/EC and 2006/42/EC as required by Normative UNI EN 1837*



# CLIK COB Q 24V-AC/DC - 14W - IP65 - IK09

## Alimentazione:

24V-AC/DC con alimentatore integrato nella testa e cavo bipolare

## Voltage:

24V-AC/DC with LED driver built-in the head and 2-pole cable

## Standard:

Modulo Led con angolo 60°

## Standard:

60° LED Module

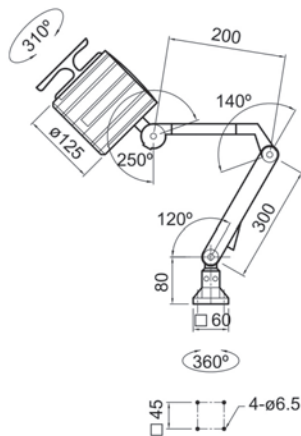
## Accessori opzionali:

vetro, morsetto e staffa di fissaggio

## Optional Accessories:

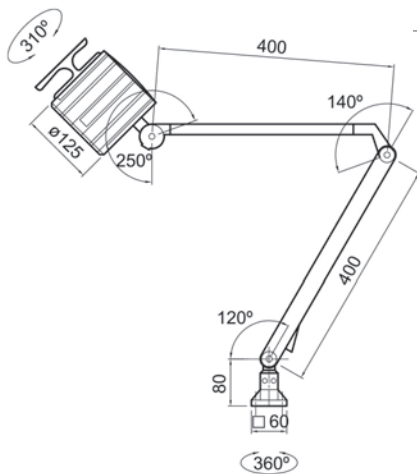
neutral glass, clamp and angle plate.

100÷240V-AC	ART.	CODE	VIN	WxLed	cable.mt	Kg
-------------	------	------	-----	-------	----------	----



CQ14 L60-M/2-24V-AC	10.14.2.60.14.3	24V AC/DC	14Wx1	SP02-1,80	2,90
---------------------	-----------------	-----------	-------	-----------	------

100÷240V-AC	ART.	CODE	VIN	WxLed	cable.mt	Kg
-------------	------	------	-----	-------	----------	----



CQ14 L60-L/2-24V-AC	10.16.2.60.14.3	24V AC/DC	14Wx1	SP02-1,80	3,20
---------------------	-----------------	-----------	-------	-----------	------

## RICAMBI STANDARD E OPTIONAL STANDARD AND OPTIONAL SPARE PARTS

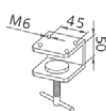
### NEUTRAL GLASS



ART  
CODE

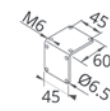
FIL 109N  
01.07.004.0

### CLAMP



JC 01  
00.11.009.7

### ANGLE PLATE



JL 01  
01.11.020.1

## SCATOLA MADRE MASTER BOX



Qty: 6 pcs  
Dimensions: 32x50x52 cm  
Weight: 16/20 Kg

- | IP65
- | 6W - 540Lm
- | 6.000°K - 40.000h
- | RoHS RAEE CONFORMITY



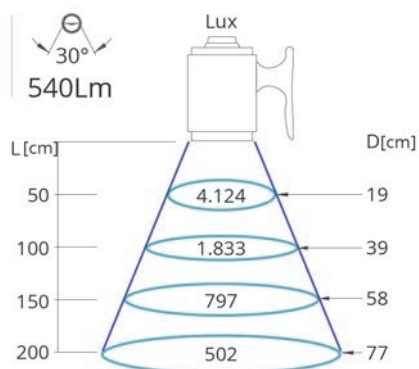
cavo senza spina  
cable without plug

## CARATTERISTICHE

- Fino all'85% di risparmio energetico
- Basso calore
- Zero manutenzione
- Testa orientabile in alluminio estruso con vetro ad alta resistenza
- Bracci facilmente regolabili
- Resistente ai lubro-refrigeranti
- Direttive 2006/95/CE, 2004/108/CE e 2006/42/CE come previsto dalla Normativa UNI EN 1837

## FEATURES

- Up to 85% energy saving*
- Low performing heat*
- Zero maintenance*
- Adjustable extruded aluminium head with high resistance glass*
- Easily adjustable articulated arms or vibration-resistant flexible arms*
- Resistant to coolants and lubricants*
- Complies with Directives 2006/95/EC, 2004/108/EC and 2006/42/EC as required by Normative UNI EN 1837*



# ILLI 24V-AC/DC - 6W - IP65 - IK09

## Alimentazione:

24V-AC/DC con alimentatore integrato nella base e cavo bipolare

## Voltage:

24V-AC/DC with LED driver built-in the base and 2-pole cable

## Standard:

Modulo Led con angolo 30°

## Standard:

30° LED Module

## Accessori opzionali:

vetro, morsetto, staffa e base magnetica di fissaggio

## Optional Accessories:

neutral glass, clamp, angle plate and magnetic base.

24V-AC/DC	ART.	CODE	VIN	WxLed	cable.mt	Kg
	IN03 L30-S-24V-AC/DC	02.01.2.30.06.1	24V AC/DC	2Wx3	CV02-1,80	1,50

24V-AC/DC	ART.	CODE	VIN	WxLed	cable.mt	Kg
	IN03 L30-F680-24V-AC/DC	02.04.2.30.06.1	24V AC/DC	2Wx3	CV02-1,80	2,50

## RICAMBI STANDARD E OPTIONAL STANDARD AND OPTIONAL SPARE PARTS

	NEUTRAL GLASS	CLAMP	MAGNETIC BASE	ANGLE PLATE
ART CODE	FIL 65N 02.07.008.0	JC 02 00.11.010.1	JM 01 00.11.014.5	JL 02 00.11.012.1

## SCATOLA MADRE MASTER BOX



Qty: 6 pcs  
Dimensions: 32x50x52 cm  
Weight: 13/15 Kg

# PIK 24V-AC/DC - 6W - IP20 - IK09

IP20

6W - 540Lm

6.000°K - 40.000h

RoHS RAEE CONFORMITY



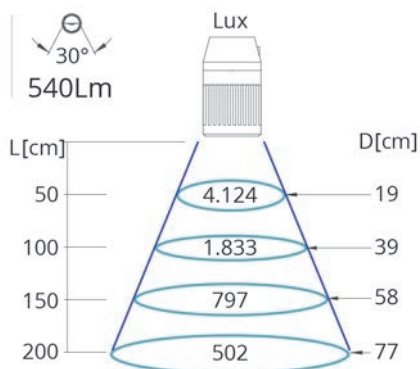
cavo senza spina  
cable without plug

## CARATTERISTICHE

Fino all'85% di risparmio energetico  
Basso calore  
Zero manutenzione  
Testa orientabile in alluminio estruso con vetro ad alta resistenza  
Bracci facilmente regolabili  
Resistente ai lubro-refrigeranti  
Direttive 2006/95/CE, 2004/108/CE e 2006/42/CE come previsto dalla Normativa UNI EN 1837

## FEATURES

*Up to 85% energy saving  
Low performing heat  
Zero maintenance  
Technopolymer and aluminium adjustable head with high resistance glass  
Easily adjustable and vibration-resistant flexible arms  
Complies with Directives 2006/95/EC, 2004/108/EC and 2006/42/EC as required by Normative UNI EN 1387*



# PIK 24V-AC/DC - 6W - IP20 - IK09

## Alimentazione:

24V-AC/DC con alimentatore integrato nella base e cavo bipolare

## Voltage:

24V-AC/DC with LED driver built-in the base and bipolar cable

## Standard:

Modulo led con angolo 30°

## Standard:

30° LED Module

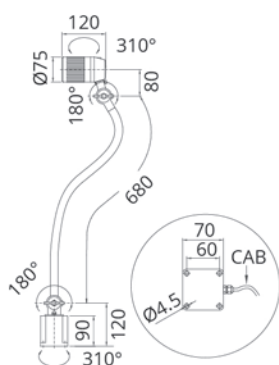
## Accessori opzionali:

vetro, morsetto, staffa e base magnetica di fissaggio

## Optional Accessories:

neutral glass, clamp, angle plate and magnetic base.

24V-AC/DC	ART.	CODE	VIN	WxLed	cabl.mt	Kg
	PN03 L30-F680-24V-AC/DC	03.02.2.30.06.1	24V AC/DC	2Wx3	CV02-1,80	2,20



## RICAMBI STANDARD E OPTIONAL STANDARD AND OPTIONAL SPARE PARTS

	NEUTRAL GLASS	CLAMP	MAGNETIC BASE	ANGLE PLATE
ART CODE	FIL 50N 03.07.001.0	JC 02 00.11.010.1	JM 01 00.11.014.5	JL 02 00.11.012.1

## SCATOLA MADRE MASTER BOX



Qty: 6 pcs  
Dimensions: 32x50x52 cm  
Weight: 15 Kg

# MINI F 24V-AC/DC - 3W - IP65 - IK09

- | IP65
- | 3W - 220Lm
- | 6.000°K - 40.000h
- | RoHS RAEE CONFORMITY



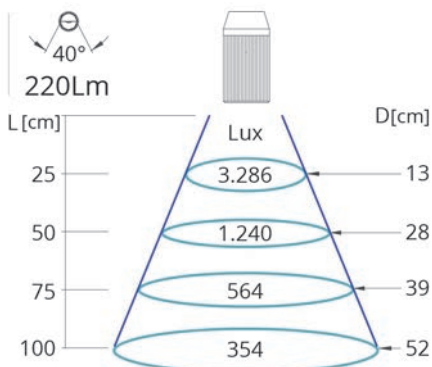
cavo senza spina  
cable without plug

## CARATTERISTICHE

- Fino all'85% di risparmio energetico
- Basso calore
- Zero manutenzione
- Testa orientabile in alluminio estruso con vetro ad alta resistenza
- Bracci facilmente regolabili
- Resistente ai lubro-refrigeranti
- Direttive 2006/95/CE, 2004/108/CE e 2006/42/CE come previsto dalla Normativa UNI EN 1837

## FEATURES

- Up to 85% energy saving*
- Low performing heat*
- Zero maintenance*
- Technopolymer adjustable head with high resistance glass*
- Easily adjustable and vibration-resistant flexible arms*
- Resistant to coolants and lubricants*
- Complies with Directives 2006/95/EC, 2004/108/EC and 2006/42/EC as required by Normative UNI EN 1837*



# MINI F 24V-AC/DC - 3W - IP65 - IK09

## Alimentazione:

24V-AC/DC con alimentatore integrato nella base e cavo bipolare

## Standard:

Modulo Led con angolo 40°

## Dimensioni disponibili:

Braccio da 500mm  
Braccio da 700mm

## Accessori opzionali:

morsetto, staffa e base magnetica di fissaggio

## Voltage:

24V-AC/DC with LED driver built-in the base and 2-pole cable

## Standard:

40° LED Module

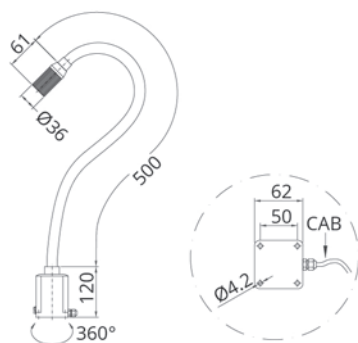
## Available size:

500mm arm  
700mm arm

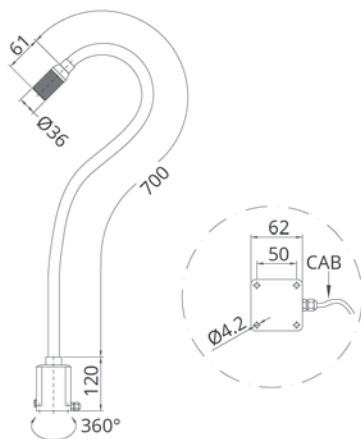
## Optional Accessories:

mounting clamp, angle plate and magnetic base.

24V-AC/DC	ART.	CODE	VIN	WxLed	cabl.mt	Kg
	MN03 L40-F500-24V-AC/DC	05.01.2.40.03.1	24V AC/DC	3Wx1	CV02-1,80	0,80



24V-AC/DC	ART.	CODE	VIN	WxLed	cabl.mt	Kg
	MN03 L40-F700-24V-AC/DC	05.02.2.40.03.1	24V AC/DC	3Wx1	CV02-1,80	1,30



## RICAMBI STANDARD E OPTIONAL STANDARD AND OPTIONAL SPARE PARTS

	CLAMP	ANGLE PLATE	MAGNETIC BASE
ART	JC 03	JL 05	JM 01
CODE	00.11.011.1	00.11.013.1	00.11.014.5

## SCATOLA MADRE MASTER BOX



Qty: 5 pcs  
Dimensions: 45x25x62 cm  
Weight: 9 Kg

# MINI Z 24V-AC/DC - 5W - IP65 - IK09

- | IP65
- | 5W - 750Lm
- | 6.000°K - 40.000h
- | RoHS RAEE CONFORMITY



ZOOM FOCUS  
10°÷80°



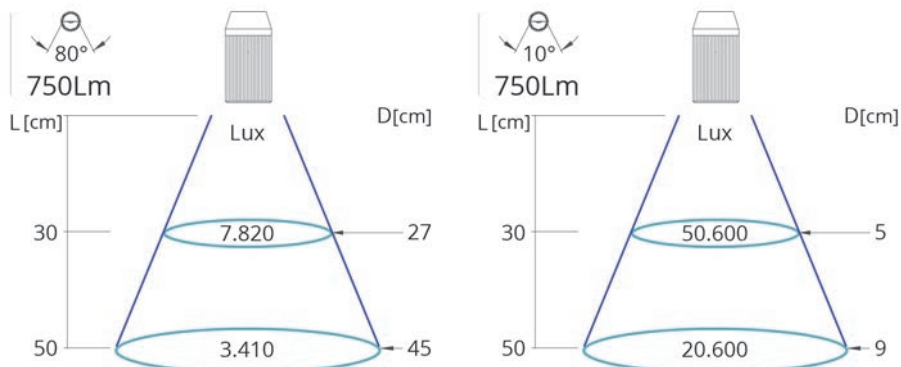
cavo senza spina  
cable without plug

## CARATTERISTICHE

Fino all'85% di risparmio energetico  
Basso calore  
Zero manutenzione  
Testa orientabile in alluminio estruso con vetro ad alta resistenza  
Bracci facilmente regolabili  
Resistente ai lubro-refrigeranti  
Direttive 2006/95/CE, 2004/108/CE e 2006/42/CE come previsto dalla Normativa UNI EN 1837

## FEATURES

*Up to 85% energy saving  
Low performing heat  
Zero maintenance  
Technopolymer adjustable head with high resistance glass  
Easily adjustable and vibration-resistant flexible arms  
Resistant to coolants and lubricants  
Complies with Directives 2006/95/EC, 2004/108/EC and 2006/42/EC as required by Normative UNI EN 1837*



# MINI Z 24V-AC/DC - 5W - IP65 - IK09

**Zoom:**  
| angolo illuminazione variabile da 10° a 80°

**Alimentazione:**  
| 24V-AC/DC con alimentatore integrato nella base e cavo bipolare

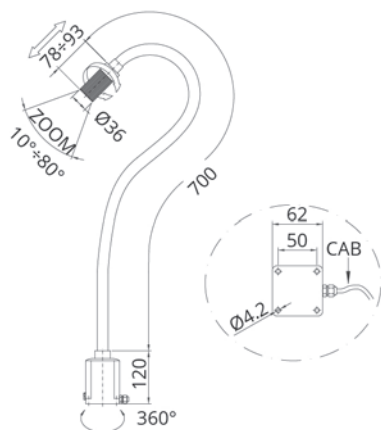
**Accessori opzionali:**  
| morsetto, staffa e base magnetica di fissaggio

**Zoom:**  
| adjustable lighting angle from 10° to 80°

**Voltage:**  
| 24V-AC/DC with LED driver built-in the base and 2-pole cable

**Optional Accessories:**  
| mounting clamp, angle plate and magnetic base.

24V-AC/DC	ART.	CODE	VIN	WxLed	cabl.mt	Kg
	MN05 LZ-F700-24V-AC/DC	06.02.2.01.05.1	24V AC/DC	5Wx1	CV02-1,80	1,30



24V-AC/DC

## RICAMBI STANDARD E OPTIONAL STANDARD AND OPTIONAL SPARE PARTS

	CLAMP	ANGLE PLATE	MAGNETIC BASE
ART CODE	JC 03 00.11.011.1	JL 05 00.11.013.1	JM 01 00.11.014.5

## SCATOLA MADRE MASTER BOX



Qty: 5 pcs  
Dimensions: 45x25x62 cm  
Weight: 9 Kg

# LEDY 24V-AC/DC - 5W - 10W - 15W - IP67 - IK09

IP67

5W - 700Lm

10w - 1400Lm

15w - 2000Lm

6.000°K - 30.000h

RoHS RAEE CONFORMITY



Connettore dritto  
con cavo 5mt/10mt  
*Straight Female connector  
with power cable 5mt/10mt*



Connettore a 90°  
con cavo 5mt/10mt  
*90° Female connector  
with power cable 5mt/10mt*



Valvola GORE  
sul tappo di chiusura  
*GORE valv*



Connettore M12  
a 4-poli  
*M12 connector  
at 4-pin*

## CARATTERISTICHE

Fino all'85% di risparmio energetico  
Basso calore  
Zero manutenzione  
Struttura in alluminio, copertura anti-riflesso e tubo esterno in acrilico o vetro  
Ideale per applicazioni antinfortunistiche su mini-macchine e spazi ristretti  
Resistente ai lubro-refrigeranti  
Direttive 2006/95/CE, 2004/108/CE e 2006/42/CE come previsto dalla Normativa UNI EN 1837

### Standard:

- alimentatore 24V-AC/DC integrato
- tubo esterno in acrilico (vetro in opzione)
- connettore maschio M12 a 4 poli
- 1 coppia di clip di fissaggio
- Valvola Gore

### ATTENZIONE:

**bisogna sempre ordinare** i connettori Femmina con cavo a scelta tra:

- **Connettore femmina Dritto** con cavo da 5 mt.
- **Connettore femmina a 90°** con cavo da 5 mt.

## FEATURES

*Up to 85% energy saving  
Low performing heat  
Zero maintenance  
Aluminium structure  
Ideal for health and safety applications, for small machines and in tight spaces  
Resistant to coolants and lubricants  
Complies with Directives 2006/95/EC, 2004/108/EC and 2006/42/EC as required by Normative UNI EN 1837*

### Standard:

- **24V-DC** built-in LED driver
- *outer tube in acrylic (glass in option)*
- *M12 male connector at 4-pin*
- *1 couple of fixing clips*
- *Gore valve*

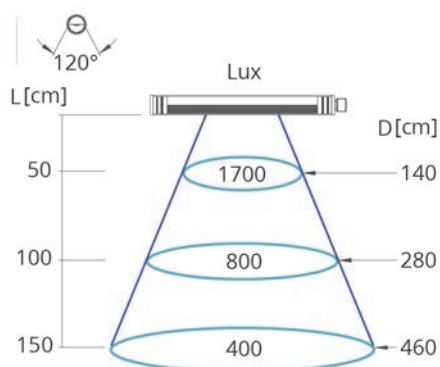
### ATTENTION:

**Always remember to order** the female connectors of your choice between:

- **Straight female connector** with 5mt power cable
- **90° female connector** with 5mt power cable

# LEDY 24V-AC/DC - 5W - 10W - 15W - IP67 - IK09

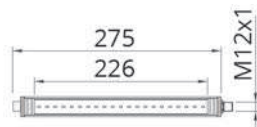
5W - 700Lm con connettore maschio  
5W - 700Lm - with male connector



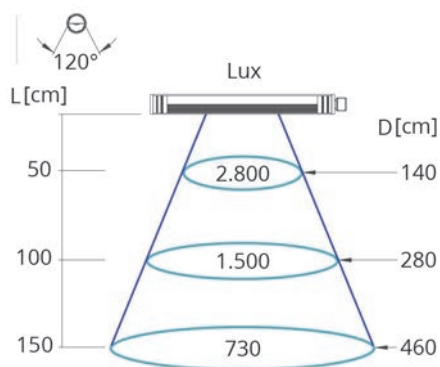
ART.	CODE	VIN	WxLed	cable.mt	Kg
<a href="#">Con tubo in acrilico Ø26mm</a> <a href="#">With acrylic tube Ø26mm</a>					
LEDY-5WA-24V-AC/DC	07.07.2.12.05.3	24VAC/DC	5W	*	0,25

<a href="#">Con tubo in vetro Ø28mm</a> <a href="#">With glass tube Ø28mm</a>					
LEDY-5WG-24V-AC/DC	07.08.2.12.05.3	24VAC/DC	5W	*	0,30

[\\*Connettore femmina a scelta tra: guarda fondo pagina](#)  
[\\*Female connectors at choice: see below](#)




10W - 1400Lm con connettore maschio  
10W - 1400Lm - with male connector



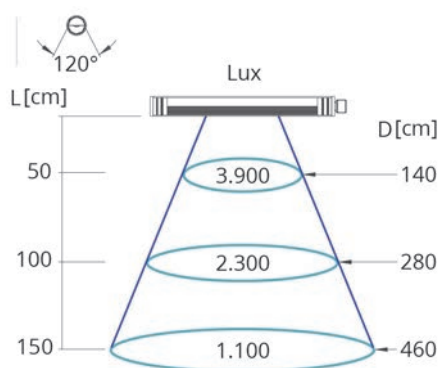
ART.	CODE	VIN	WxLed	cable.mt	Kg
<a href="#">Con tubo in acrilico Ø26mm</a> <a href="#">With acrylic tube Ø26mm</a>					
LEDY-10WA-24V-AC/DC	07.09.2.12.10.3	24VAC/DC	10W	*	0,40

<a href="#">Con tubo in vetro Ø28mm</a> <a href="#">With glass tube Ø28mm</a>					
LEDY-10WG-24V-AC/DC	07.10.2.12.10.3	24VAC/DC	10W	*	0,55

[\\*Connettore femmina a scelta tra: guarda fondo pagina](#)  
[\\*Female connectors at choice: see below](#)




15W - 2000Lm con connettore maschio  
15W - 2000Lm - with male connector



ART.	CODE	VIN	WxLed	cable.mt	Kg
<a href="#">Con tubo in acrilico Ø26mm</a> <a href="#">With acrylic tube Ø26mm</a>					
LEDY-15WA-24V-AC/DC	07.11.2.12.15.3	24VAC/DC	15W	*	0,60

<a href="#">Con tubo in vetro Ø28mm</a> <a href="#">With glass tube Ø28mm</a>					
LEDY-15WG-24V-AC/DC	07.12.2.12.15.3	24VAC/DC	15W	*	0,80

[\\*Connettore femmina a scelta tra: guarda fondo pagina](#)  
[\\*Female connectors at choice: see below](#)



## RICAMBI STANDARD E OPTIONAL STANDARD AND OPTIONAL SPARE PARTS

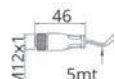
## \*CONNETTORE FEMMINA \*FEMALE CONNECTORS

FIXING CLIPS  
(Nr.1 = 2 PCS)



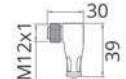
ART CODE CLIP01  
07.11.003.3

STRAIGHT CONNECTOR  
WITH CABLE 5MT



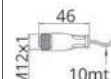
ART CODE C12F4-00+CAB5  
00.09.004.1

90° CONNECTOR  
WITH CABLE 5MT



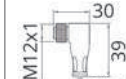
ART CODE C12F4-90+CAB5  
00.09.003.1

STRAIGHT CONNECTOR  
WITH CABLE 10MT



ART CODE C12F4-00+CAB10  
00.09.011.1

90° CONNECTOR  
WITH CABLE 10MT



ART CODE C12F4-90+CAB10  
00.09.010.1

# WIDE1 24V-AC/DC - 20W - 40W - IP67 - IK09

IP67

20w - 2490 Lm

40w - 4980 Lm

6.000°K - 40.000h


RoHS RAEE CONFORMITY



Connettore dritto  
con cavo 5mt/10mt  
*Straight Female connector with  
power cable 5mt/10mt*



Connettore a 90°  
con cavo 5mt/10mt  
*90° Female connector with  
power cable 5mt/10mt*



Versione WIDE1 C con  
Connettore M12 a 4-poli  
*WIDE1 C version with M12 Male  
connector at 4-pin*



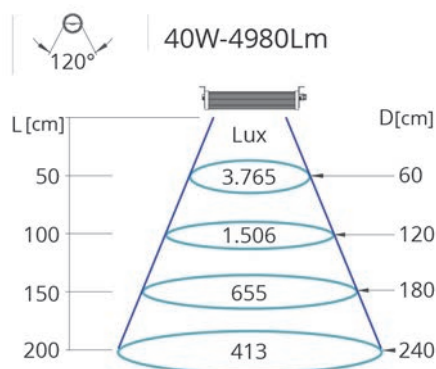
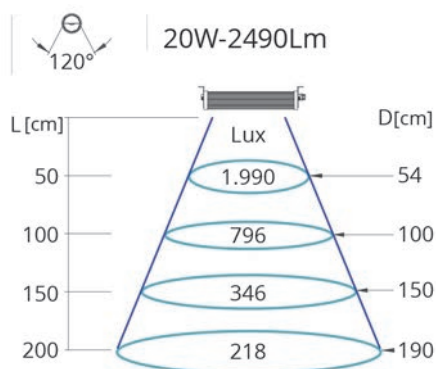
Versione WIDE1 P  
con Pressa-cavo  
*WIDE1 P version with cable  
clamp*

## CARATTERISTICHE

Fino all'85% di risparmio energetico  
Basso calore  
Zero manutenzione  
Struttura in alluminio  
Dotata di vetro ad alta resistenza e griglia di lenti anti-irritazione per gli occhi  
Resistente ai lubro-refrigeranti  
Direttive 2006/95/CE, 2004/108/CE e 2006/42/CE come previsto dalla Normativa UNI EN 1837

## FEATURES

*Up to 85% energy saving  
Low performing heat  
Zero maintenance  
Aluminium structure  
Equipped with high resistance glass and anti-irritation lens grid  
Resistant to coolants and lubricants  
Complies with Directives 2006/95/EC, 2004/108/EC and 2006/42/EC as required by Normative UNI EN 1837*



# WIDE1 24V-AC/DC - 20W - 40W - IP67 - IK09

## 2 versioni di potenza e lunghezza:

- **WIDE1-201** con 1 Set di Led (Nr.48) per una potenza totale di **20W**
- **WIDE1-202** con 2 Set di Led (Nr.96) per una potenza totale di **40W**

## Alimentazione:

alimentatore **24V-AC/DC** integrato e supporti di fissaggio basculanti

## ATTENZIONE:

per le **\* WIDE1 C** bisogna sempre ordinare i **connettori**

**Femmina** con cavo a scelta tra:

- **Connettore Femmina Dritto** con cavo da 5 mt.
- **Connettore Femmina a 90°** con cavo da 5 mt.

## 2 power and length options:

- **WIDE1-201** with **1 Set** of LEDs (No.48) for a total of **20W**
- **WIDE1-202** with **2 Sets** of LEDs (No.96) for a total **40W**

## Voltage

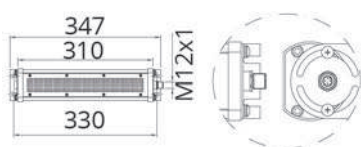
**24V-AC/DC** built-in LED driver and tilting mounting supports

## ATTENTION:

For **\* WIDE1 C** Always remember to order the female connectors of your choice between:

- **Straight female connector** with 5mt power cable
- **90° female connector** with 5mt power cable

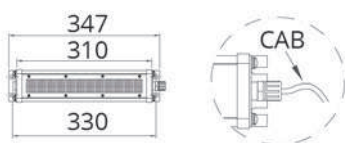
### WIDE1 C - 20W con Connettore Maschio WIDE1 C - 20W with Male Connector



ART.	CODE	VIN	WxLed	cable.mt	Kg
WIDE1 201C-24V-AC/DC	08.01.2.12.20.3	24VAC/DC	20W	*	1,60

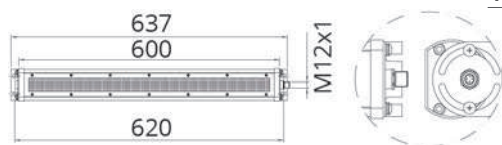
[\\*Connettore femmina a scelta tra: guarda fondo pagina](#)  
[\\*Female Connectors at choice: see below](#)

### WIDE1 P - 20W con Pressacavo WIDE1 P - 20W with cable clamp



ART.	CODE	VIN	WxLed	cable.mt	Kg
WIDE1 201P-24V-AC/DC	08.02.2.12.20.3	24VAC/DC	20W	CV 03 1,80	1,60

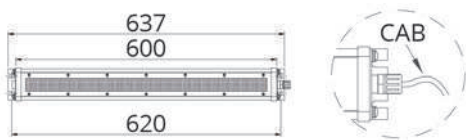
### WIDE1 C - 40W con Connettore Maschio WIDE1 C - 40W with Male Connector



ART.	CODE	VIN	WxLed	cable.mt	Kg
WIDE1 202C-24V-AC/DC	08.04.2.12.40.3	24VAC/DC	40W	*	2,50

[\\*Connettore femmina a scelta tra: guarda fondo pagina](#)  
[\\*Female Connectors at choice: see below](#)

### WIDE1 P - 40W con Pressacavo WIDE1 P - 40W with cable clamp

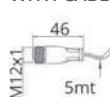


ART.	CODE	VIN	WxLed	cable.mt	Kg
WIDE1 202P-24V-AC/DC	08.06.2.12.40.3	24VAC/DC	40W	CV 03 1,80	2,50

## \*CONNETTORI FEMMINA \*FEMALE CONNECTORS

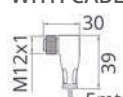
## STAFFE ORIENTABILI INCLUSE ADJUSTABLE CLAMPS INCLUDED

STRAIGHT CONNECTOR WITH CABLE 5MT



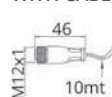
ART CODE C12F4-00+CAB5  
00.09.004.1

90° CONNECTOR WITH CABLE 5MT



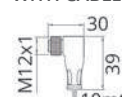
ART CODE C12F4-90+CAB5  
00.09.003.1

STRAIGHT CONNECTOR WITH CABLE 10MT

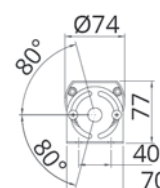


ART CODE C12F4-00+CAB10  
00.09.011.1

90° CONNECTOR WITH CABLE 10MT



ART CODE C12F4-90+CAB10  
00.09.010.1



# WIDE FLAT 24V-DC - 14W - 28W - 56W - IP69 - IK09

IP69

14W - 1700Lm

28W - 3400Lm

56W - 6800Lm

5.600 - 6.000°K - 40.000h

RoHS RAEE CONFORMITY



cavo senza spina  
cable without plug

## CARATTERISTICHE

Fino all'85% di risparmio energetico  
Basso calore  
Zero manutenzione  
Struttura in alluminio  
Dotata di vetro ad alta resistenza e griglia di lenti anti-irritazione per gli occhi  
Resistente ai lubro-refrigeranti  
Direttive 2006/95/CE, 2004/108/CE e 2006/42/CE come previsto dalla Normativa UNI EN 1837

## FEATURES

*Up to 85% energy saving  
Low performing heat  
Zero maintenance  
Aluminium structure  
Equipped with high resistance glass and anti-irritation lens grid  
Resistant to coolants and lubricants  
Complies with Directives 2006/95/EC, 2004/108/EC and 2006/42/EC as required by Normative UNI EN 1837*

## OPZIONALE 100/240V

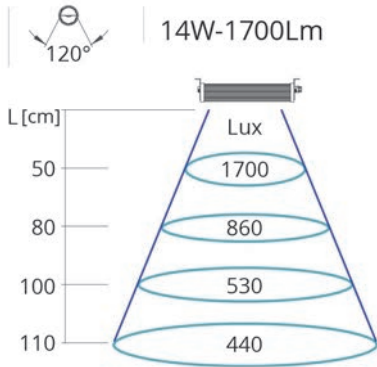
alimentatore esterno a richiesta  
input 100/240V AC output 24V DC

## OPTIONAL 100/240V


external driver input 100/240V AC  
output 24V DC on request

# WIDE FLAT 24V-DC - 14W - 28W - 56W - IP69 - IK09

14W - 1700Lm	ART.	CODE	VIN	WxLed	cable.mt	Kg
--------------	------	------	-----	-------	----------	----



WIDE F-14W-24V-DC	09.02.2.12.14.3	24V-DC	14Wx1	1,80	1,00
-------------------	-----------------	--------	-------	------	------

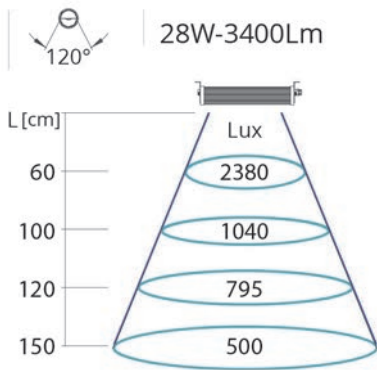


SCATOLA MADRE  
MASTER BOX

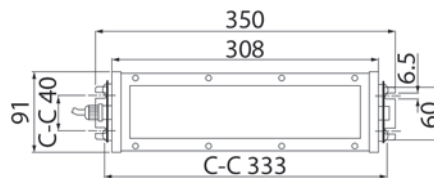


Qty: 10 pcs  
Dimensions: 42x35x28 cm  
Weight: 10 Kg

28W - 3400Lm	ART.	CODE	VIN	WxLed	cable.mt	Kg
--------------	------	------	-----	-------	----------	----



WIDE F-28W-24V-DC	09.08.2.12.28.3	24V-DC	14Wx2	1,80	1,50
-------------------	-----------------	--------	-------	------	------

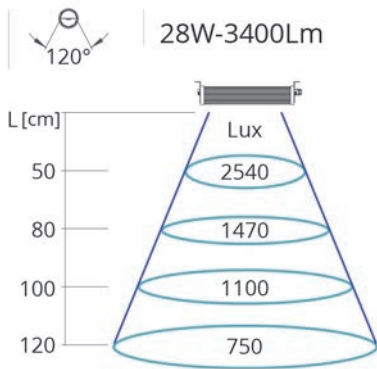


SCATOLA MADRE  
MASTER BOX




Qty: 6 pcs  
Dimensions: 75x30x38 cm  
Weight: 15 Kg

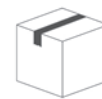
28W - 3400Lm	ART.	CODE	VIN	WxLed	cable.mt	Kg
--------------	------	------	-----	-------	----------	----



WIDE F-28W-24V-DC	09.04.2.12.28.3	24V-DC	28Wx1	1,80	1,70
-------------------	-----------------	--------	-------	------	------

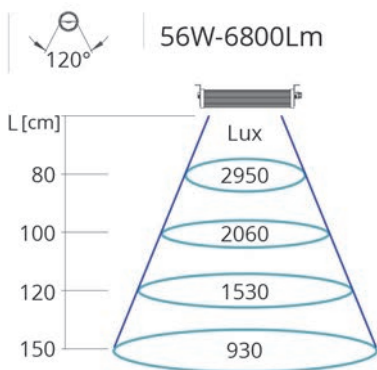


SCATOLA MADRE  
MASTER BOX




Qty: 6 pcs  
Dimensions: 75x30x38 cm  
Weight: 15 Kg

56W - 6800Lm	ART.	CODE	VIN	WxLed	cable.mt	Kg
--------------	------	------	-----	-------	----------	----



WIDE F-56W-24V-DC	09.06.2.12.56.3	24V-DC	28Wx2	1,80	2,75
-------------------	-----------------	--------	-------	------	------



SCATOLA MADRE  
MASTER BOX



Qty: 4 pcs  
Dimensions: 75X31X27 cm  
Weight: 12Kg

# WIDE SPOT 24V-AC/DC - 20W - IP67 - IK09

- | IP67
- | 20W - 2300Lm
- | 5.600 - 6.000°K - 40.000h
- | RoHS RAEE CONFORMITY



Snodi dotati di galletto per comodità di bloccaggio  
*Joints equipped with wing nut for comfort clamping*



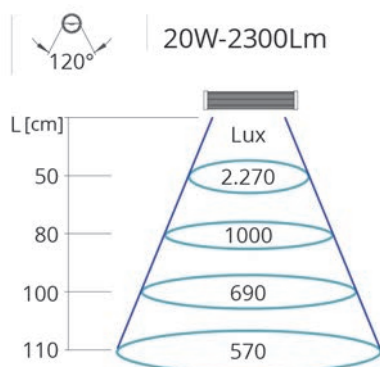
cavo senza spina  
*cablе without plug*

## CARATTERISTICHE

- Fino all'85% di risparmio energetico
- Basso calore
- Zero manutenzione
- Struttura in alluminio
- Dotata di vetro ad alta resistenza e griglia di lenti anti-irritazione per gli occhi
- Resistente ai lubrificanti e refrigeranti
- Direttive 2006/95/CE, 2004/108/CE e 2006/42/CE come previsto dalla Normativa UNI EN 1837

## FEATURES

- Up to 85% energy saving*
- Low performing heat*
- Zero maintenance*
- Aluminium structure*
- Equipped with high resistance glass and anti-irritation lens grid*
- Resistant to coolants and lubricants*
- Complies with Directives 2006/95/EC, 2004/108/EC and 2006/42/EC as required by Normative UNI EN 1837*



# WIDE SPOT 24V-AC/DC - 20W - IP67 - IK09

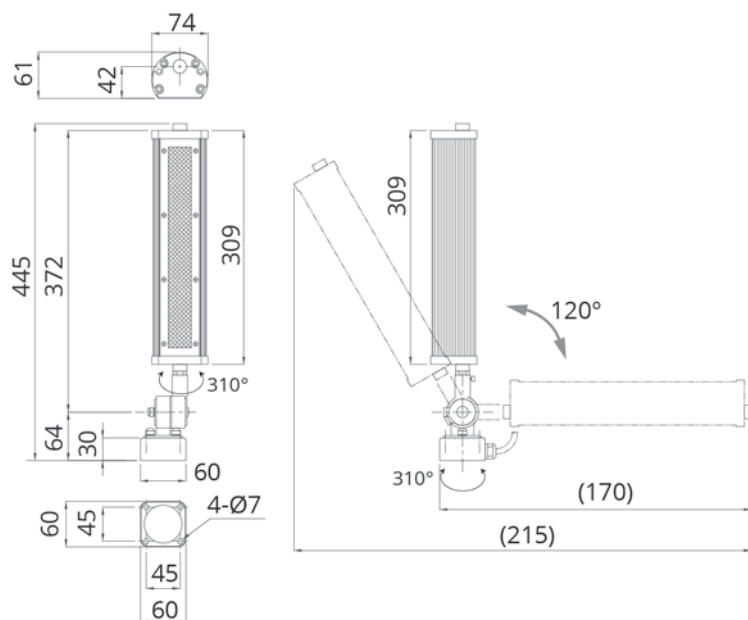
## Standard:

- Uscita del cavo lato laterale della base
- Modulo Led con angolo 120°

## Standard:

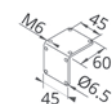
- Wire outlet from side
- 120° LEDs Module

24V-AC/DC	ART.	CODE	VIN	WxLed	cable.mt	Kg
	WIDE S-20W-24V-AC/DC	12.02.2.12.20.3	24V AC/DC	20W	1,80	1,70



## RICAMBI STANDARD E OPTIONAL STANDARD AND OPTIONAL SPARE PARTS

### ANGLE PLATE



ART JL 01  
CODE 01.11.020.1

## SCATOLA MADRE MASTER BOX



Qty: 10 pcs  
Dimensions: 42x35x28 cm  
Weight: 15 Kg

# WIDE T 24V-AC/DC - 28W - IP67 - IK09

IP67

28W - 2690Lm

5.600 - 6.000°K - 40.000h

RoHS RAEE CONFORMITY



Snodi dotati di galletto per comodità di bloccaggio  
*Joints equipped with wing nut for comfort clamping*



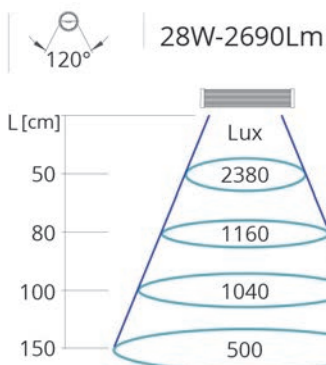
cavo senza spina  
*cabl e without plug*

## CARATTERISTICHE

Fino all'85% di risparmio energetico  
Basso calore  
Zero manutenzione  
Struttura in alluminio  
Dotata di vetro ad alta resistenza e griglia di lenti anti-irritazione per gli occhi  
Resistente ai lubro-refrigeranti  
Direttive 2006/95/CE, 2004/108/CE e 2006/42/CE come previsto dalla Normativa UNI EN 1837

## FEATURES

*Up to 85% energy saving  
Low performing heat  
Zero maintenance  
Aluminium structure  
Equipped with high resistance glass and anti-irritation lens grid  
Resistant to coolants and lubricants  
Complies with Directives 2006/95/EC, 2004/108/EC and 2006/42/EC as required by Normative UNI EN 1837*



# WIDE T 24V-AC/DC - 28W - IP67 - IK09

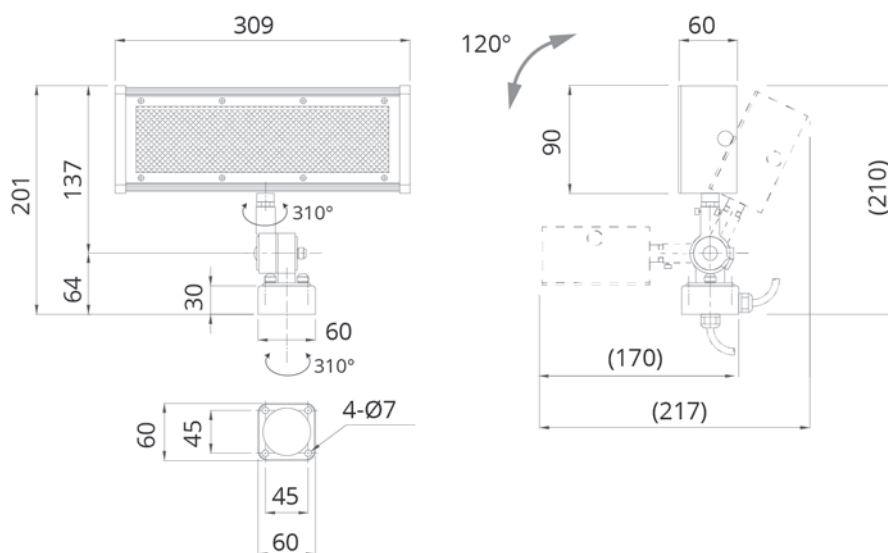
## Standard:

- Uscita del cavo lato laterale della base
- Modulo Led con angolo 120°

## Standard:

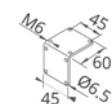
- Wire outlet from side
- 120° LEDs Module

24V-AC/DC	ART.	CODE	VIN	WxLed	cable.mt	Kg
	T-28W-24V-AC/DC	12.04.2.12.28.3	24V-AC/DC	14wx2	1,80	2,40



## RICAMBI STANDARD E OPTIONAL STANDARD AND OPTIONAL SPARE PARTS

### ANGLE PLATE



ART CODE JL 01  
01.11.020.1

## SCATOLA MADRE MASTER BOX



Qty: 5 pcs  
Dimensions: 63x46x26 cm  
Weight: 12 Kg



**SINERGYA È ORA PARTE DI EMMEPI UTENSILERIA.**



**SCOPRI LA GAMMA  
COMPLETA  
E AGGIORNATA**

[utensileria.it/sinergya/](https://utensileria.it/sinergya/)



**Emmepi Utensileria s.r.l.**  
SEDE LEGALE  
+39 0445 576210  
Via Lago di Albano, 5 - 36015 Schio (VI)



**Cuma**  
DIVISIONE PRODUZIONE  
+39 049 870 0810  
Viale della Regione Veneto, 22, 35127 Padova (PD)

[utensileria.it](https://utensileria.it)  
[ordini@utensileria.it](mailto:ordini@utensileria.it)